

(Advance Auction Report)

Name and Address of the auctioneer: SOUTH INDIAN GREEN CARDAMOM  
COMPANY LIMITED  
DOOR NO:III/505A,505B PAMPUMPARA P.O.  
IDUKKI DISTRICT, KERALA.  
Phone:04868-283600

E-Auction Licence No. : MKT-AUC/CS/S1421/0009/2018

(s) Season : 2018 - 2019

(t) Auction Number : 16

(u) Date of auction : 17/09/2018

(v) Place of auction : SPICES BOARD, e-AUCTION CENTRE, BODINAYAKANUR

(w) Quantity carried over from previous auction (kgs) : NIL

(x) Fresh arrivals (kgs): 1,96,977.500

(y) Total quantity put for auction (kgs) : 1,96,977.500  
[Total of Sl.No. 5 and 6]:

(z) Total quantity sold (kgs): 1,95,814.100

(aa) Quantity withdrawn [(kgs)(Sl.No.(7)-(8))]: 1,163.400

(bb) quantity returned to planter (kgs): 1,163.400

(cc) Balance with the auctioneer (kgs)[(Sl.No.(9)-(10)): NIL

(dd) Total value of the sales (Rs): 24,65,63,333.40


(ee) Maximum Price (Rs/Kg): 1,650.00 / Kgs.144.000

(ff) Minimum Price (Rs/Kg): 892.00 / Kgs.271.600

(gg) Average Price (Rs/Kg): 1,259.17

Place : PAMPUMPARA

Date : 17/09/2018



For S I G C C Ltd

Authorised Signatory

SOUTH INDIAN GREEN CARDAMOM  
COMPANY LIMITED

PAMPUMPARA

AUCTION NO : 16

DATE : 17/09/2018

1. (a) Quantity put for sale by the Traders Depot Wise :

ANAIVILASAM : 9,839.400  
BISONVALLEY : 1,879.800  
NARIYAMPARA : 2,465.000  
PAMPUPARA : 33,682.600  
PARATHODU : 276.000  
PATHUMURI : 12,089.200  
PULIYANMALA : 965.400  
RAJAKUMARY : 9,042.200  
VANDANMEDU : 1,164.300

(b) Quantity of Traders Cardamom sold in the auction : 71,403.900

2. (a) Quantity put for sale by the Growers Depot wise :


ANAIVILASAM : 5,256.100  
BISONVALLEY : 10,604.000  
NARIYAMPARA : 3,611.600  
PAMPUPARA : 27,400.800  
PARATHODU : 20,004.100  
PATHUMURI : 6,855.000  
PULIYANMALA : 7,172.000  
RAJAKUMARY : 13,831.900  
VANDANMEDU : 30,838.100

(b) Quantity of Growers Cardamom sold in the auction : 1,25,573.600

PLACE: PAMPUMPARA

DATE : 17/09/2018

signature of the Auctioneer



A handwritten signature in black ink, consisting of several loops and a long horizontal stroke at the end.

SOUTH INDIAN GREEN CARDAMOM COMPANY LIMITED  
PAMPUMPARA

BUYERS STATEMENT

AUCTION NO: 16

DATE: 17/09/2018

INVO NO	TRADERS NAME	ADDRESS	TIN NO	SBL NO	KILOS	AMOUNT
I 679	SRI YOGAGANAPATHI TRADERS	BODINAYAKANUR-6			151.900	
				CS/10618/5		183874.95
I 680	JAYAN TRADERS	POLLACHI-642001			679.200	
				APLD		833572.80
I 681	SUBHA DHIVYA SPICES	THEVARAM-625530			2319.100	
				APLD		2855491.70
I 682	JAYA SPICES	KOOTTAR-629002			739.600	
				CS/J1020/4		923452.90
I 683	PR SPICES	BODINAYAKANUR-6			1353.800	
				CS/P1128/2		1783186.80
I 684	SHRI CARDAMOM TRADING	BODINAYAKANUR-6			3634.700	
				CS/S3366/4		4686411.80
I 685	SHRI CARDAMOM TRADING	BODINAYAKANUR-6			1823.500	
				CS/S3366/4		2244555.60
I 686	RCC SPICES	BODINAYAKANUR-6			3953.800	
				APLD		4853462.20
I 687	SRI SAMY SPICES	BODINAYAKANUR-6			908.300	
				APLD		1151236.40
I 688	PALANI MURUGAN SPICES	CUMBUM-625516			1495.100	
				APLD		1895652.90
I 689	GURUNANAK SPICES	BODINAYAKANUR-6			903.000	
				APLD		1187545.20
I 690	NIMM EXPORTS	THEVARAM-625530			999.400	
				CS/N825/22		1225502.60
I 691	SAKTHI SELVI TRADERS	BODINAYAKANUR-6			1331.900	
				APLD		1645628.60
I 692	PERIYANDAVAR SPICES	BODINAYAKANUR-6			1869.500	
				CS/10620/5		2422129.30
I 693	AAA SPICES	CUMBUM-625516			820.000	
				10179		984795.80
I 694	AMRIT SPICES	BODINAYAKANUR-6			840.000	
				CS/A2623/1		1018600.00
I 695	SAMEX INDIA PRIVATE	CUMBUM-625516			4955.100	
				CS/10189/4		6431405.40
I 696	JFS EXPORTS	BODINAYAKANUR-6			1479.600	
				APLD		1885710.40
I 697	PARAMOUNT TRADING COMPANY	BODINAYAKANUR-6			5658.800	
				P774/506		6925918.20
I 698	RAJASHIMMAM TRADERS	BODINAYAKANUR-6			504.300	
				APLD		617010.20
I 699	JEYAM SPICES TRADING	BODINAYAKANUR-6			1541.500	
				APLD		1918180.30
I 700	JEYAM TRADING COMPANY	BODINAYAKANUR-6			991.900	
				CS/10138/4		1274779.20
I 701	EVEREST INTERNATIONAL	BODINAYAKANUR-6			4659.500	
				E443		5977908.30
I 702	THE KERALA CARDAMOM	BODINAYAKANUR-6			2003.900	
				APLD		2442738.10
I 703	KANPUR SHIVASANKAR SPICES	THENI-625531			3887.900	
				APLD		4668177.80
I 704	JAI AGENCIES	BODINAYAKANUR-6			2323.500	
				CS/J942/30		2830646.60
I 705	SHREE VINAYAKA TRADERS	BODINAYAKANUR-6			595.800	
				APLD		728813.20
I 706	KARTHIKEYAN SPICES	THEVARAM-625530			917.000	
				APLD		1139352.40

SOUTH INDIAN GREEN CARDAMOM COMPANY LIMITED  
PAMPUMPARA

BUYERS STATEMENT

AUCTION NO: 16

DATE: 17/09/2018

INVO NO	TRADERS NAME	ADDRESS	TIN NO	SBL NO	KILOS	AMOUNT
I 707	ADHINITHI EXPORTERS	BODINAYAKANUR-6		4162.400		
				CS/10600/5		5022758.00
I 708	MAHESH TRADING COMPANY	BODINAYAKANUR-6		4626.200		
				CS/M1425/1		5572145.90
I 709	MURUGAN TRADING COMPANY	BODINAYAKANUR-6		1171.000		
				CS/10259/4		1397765.30
I 710	VIGNESH KUMAR SPICES	BODINAYAKANUR-6		3768.000		
				APLD		4582947.30
I 711	PAMBA ENTERPRISES	CUMBUM-625516		3742.200		
				APLD		4524518.80
I 712	MURUGAN SPICES COMPANY	THEVARAM-625530		513.200		
				APLD		545356.20
I 713	MURUGAN SPICES COMPANY	THEVARAM-625530		541.700		
				APLD		549329.80
I 714	SHREE VAAHINI SPICES	THEVARAM-625530		43.700		
				APLD		46759.00
I 715	RAGHAV SPICES	BODINAYAKANUR-6		2506.000		
				CS/R1372/3		3251066.50
I 716	SRM TRADERS	BODINAYAKANUR-6		1005.300		
				CS/10038/4		1234213.00
I 717	VS TRADERS	BODINAYAKANUR-6		918.300		
				CS/10039/4		1135740.00
I 718	SARA PLANTATIONS	BODINAYAKANUR-6		147.400		
				S1918		182776.00
I 719	DINESH ISHAN GLOBAL	DELHI-110006		2680.000		
				CS/D768/39		3256304.00
I 720	DINESH ISHAN GLOBAL	DELHI-110006		686.400		
				CS/D768/39		825895.60
I 721	SANDEEP TRADERS	BODINAYAKANUR-6		866.400		
				APLD		1051215.60
I 722	JAI AGENCIES	BODINAYAKANUR-6		1139.000		
				CS/J942/30		1451449.30
I 723	JAI AGENCIES	BODINAYAKANUR-6		623.800		
				CS/J942/30		771884.60
I 724	SAKTHI MASALA PRIVATE LTD	ERODE-638107		4057.200		
				SH19		5768351.10
I 725	ARUNA AGENCIES	BODINAYAKANUR-6		671.300		
				CS/10638/5		807183.40
I 726	SANDIYAA EXPORTS	BODINAYAKANUR-6		1127.600		
				CS/S1920/6		1445693.60
I 727	SANDIYAA EXPORTS	BODINAYAKANUR-6		498.400		
				CS/S1920/6		602067.20
I 728	ISWARYA CARDAMOM COMPANY	BODINAYAKANUR-6		1728.900		
				APLD		2227641.80
I 729	SB BHAGAWAN AND COMPANY	BODINAYAKANUR-6		831.000		
				S1494		1097438.40
I 730	BEE VEE SPICES	BODINAYAKANUR-6		680.500		
				CS/10670/5		846583.00
I 731	SOUTH INDIAN GREEN	CUMBUM-625516		7830.600		
				S1421/74		10097173.80
I 732	SOUTH INDIAN GREEN	CUMBUM-625516		9554.300		
				S1421/74		12000196.35
I 733	THARANI TRADERS	BODINAYAKANUR-6		2080.100		
				CS/10185/4		2619016.50
I 734	LISHA TRADERS	BODINAYAKANUR-6		1032.800		
				APLD		1218972.20

SOUTH INDIAN GREEN CARDAMOM COMPANY LIMITED  
PAMPUMPARA

BUYERS STATEMENT

AUCTION NO: 16

DATE: 17/09/2018

INVO NO	TRADERS NAME	ADDRESS	TIN NO	SBL NO	KILOS	AMOUNT
I 735	SVS GNANAVEL COMPANY	BODINAYAKANUR-6		APLD	6135.600	8259309.70
I 736	INDIAN SPICES	CUMBUM-625516		I315	1070.600	1322285.40
I 737	VASANTH TRADERS	BODINAYAKANUR-6		CS/10766/5	1194.800	1451958.80
I 738	SRI KUMARAN TRADERS	BODINAYAKANUR-6		APLD	494.600	626510.80
L 350	ALBIN TRADERS	PATHUMURI-68550		CS/A2689/2	414.300	477908.60
L 351	AVR TRADERS	ANAVIRATTY-6855		APLD	398.100	488070.60
L 352	LACHUS SPICES	ODAMEDU-685535		CS/10396/4	247.500	363330.00
L 353	LACHUS SPICES	ODAMEDU-685535		CS/10396/4	490.500	595467.00
L 354	BOS NATURAL FLAVORS PVT	MAZHUVANNOR-686		B639	1539.500	1935457.30
L 355	JOHN JACOB AND COMPANY	MATTANCHERRY-68		J714/2026	278.000	336658.00
L 356	PULIMOOTTIL SPICES	ANAKKARA-685512		10257	982.700	1202008.70
L 357	PULIMOOTTIL SPICES	ANAKKARA-685512		10257	1020.300	1249614.20
L 358	PULIMOOTTIL SPICES	ANAKKARA-685512		10257	1180.400	1467232.80
L 359	GOLDEN ESTUARY TRADING	VADAKODU-682021		APLD	7243.900	9681879.20
L 360	AKKARAYIL SPICES AGENCIES	KUMILY-685509		A027/573	1909.900	2243238.80
L 361	AKKARAYIL TRADING COMPANY	CHOTTY-686524		A1084/736	404.300	413460.90
L 362	AKKARAYIL TRADING COMPANY	CHOTTY-686524		A1084/736	826.200	964892.80
L 363	AKKARAYIL TRADING COMPANY	CHOTTY-686524		A1084/736	396.300	481108.20
L 364	AKKARAYIL TRADING COMPANY	CHOTTY-686524		A1084/736	656.900	805617.60
L 365	GOLDEN TRADING COMPANY	ADIMALY-685561		G489/603	5032.400	6068582.60
L 366	JJ SPICES	VELLARAMKUNNU-6		CS/J961/34	2497.900	3147770.30
L 367	JJ SPICES	VELLARAMKUNNU-6		CS/J961/34	732.800	893124.40
L 368	KERALA SPICES MARKETING	KUMILY-685509		K1412	232.200	305110.80
L 369	MAS ENTERPRISES LTD	AMAYAR-685550		M048	9022.700	12521094.00
L 370	MAS ENTERPRISES LTD	AMAYAR-685550		M048	4919.100	6384235.90
L 371	KANATHIL TRADERS	THOOKKUPALAM-68		APLD	64.900	79827.00
L 372	ALIYA SPICES	ANYARTHOLU-6855		10268	289.300	348895.80
L 373	ALIYA SPICES	ANYARTHOLU-6855		10268	306.000	374544.00

SOUTH INDIAN GREEN CARDAMOM COMPANY LIMITED  
PAMPUMPARA

BUYERS STATEMENT

AUCTION NO: 16

DATE: 17/09/2018

INVO NO	TRADERS NAME	ADDRESS	TIN NO	SBL NO	KILOS	AMOUNT
L 374	PLANTATION FRESH SPICE	KUMILY-685509			2650.700	
L 375	VAYALIL SPICES	NETTITHOZHU-685		P881	2394.100	3182210.00
L 376	DEEPA SPICES	5TH MILE-685509		V896	2048.100	2795983.00
L 377	PJ THOMAS & CO	KUMILY-685509		D311/908	1997.100	2640078.10
L 378	PJ THOMAS & CO	KUMILY-685509		T045/513	1996.900	2416833.00
L 379	PJ THOMAS & CO	KUMILY-685509		T045/513	1990.200	2436131.10
L 380	PJ THOMAS & CO	KUMILY-685509		T045/513	1690.100	2373568.20
L 381	PRINCE SPICES	ANAVILASAM-6855		T045/513	1159.100	2023516.10
L 382	KOCHERA SPICES	KOCHERA-685551		APLD	610.900	1451288.30
L 383	VICTORIA CARDAMOM TRADERS	POTHANICKADU-68		CS/A1384/2	1133.900	739715.80
L 384	SANDIYA SPICES	NEDUMKANDAM-685		V708/572	1930.300	1439242.50
L 385	SANDIYA SPICES	NEDUMKANDAM-685		CS/S2485/8	603.100	2377953.00
L 386	JDS SPICES	VELLARAMKUNNU-6		CS/S2485/8	1081.500	750900.80
L 387	JDS SPICES	VELLARAMKUNNU-6		CS/J993/39	986.000	1429616.20
L 388	JDS SPICES	VELLARAMKUNNU-6		CS/J993/39	1067.400	1317427.60
L 389	JDS SPICES	VELLARAMKUNNU-6		CS/J993/39	1189.500	1353386.60
L 390	JDS SPICES	VELLARAMKUNNU-6		CS/J993/39	996.000	1541823.70
L 391	JDS SPICES	VELLARAMKUNNU-6		CS/J993/39	496.200	1256580.60
L 392	JDS SPICES	VELLARAMKUNNU-6		CS/J993/39	1103.100	620356.20
L 393	JDS SPICES	VELLARAMKUNNU-6		CS/J993/39	935.600	1394765.70
L 394	JDS SPICES	VELLARAMKUNNU-6		CS/J993/39	135.000	1190207.80
L 395	HIGHRANGE SPICES	KUMILY-685509		CS/J993/39	2101.700	182250.00
L 396	KING FISHER SPICES	MANNAMKANDAM-68		S246	2960.600	2728527.80
				K1027/2004		3563595.20
TOTAL					195814.100	246563333.40

Signature of the Auctioneer



*[Handwritten Signature]*

SOUTH INDIAN GREEN CARDAMOM COMPANY LIMITED  
PAMPUMPARA

Auction No: 16

Date: 17/09/2018

Page No: 1

LOT	QTY	LITRE(GM)	RATE	CARDAMOM COST	TRADE NAME
001	70.600	400	1202.00	84861.20	PR SPICES
002	133.500	370	1151.00	153658.50	JDS SPICES
003	562.400	410	1268.00	713123.20	KARTHIKEYAN SPICES
004	36.800	600	1215.00	44712.00	RCC SPICES
005	76.300	380	1102.00	84082.60	AKKARAYIL SPICES AGENCIES
006	179.500	390	1185.00	212707.50	MURUGAN TRADING COMPANY
007	41.400	370	1189.00	49224.60	PJ THOMAS & CO
008	64.900	390	1230.00	79827.00	KANATHIL TRADERS
009	56.900	400	1391.00	79147.90	PR SPICES
010	86.900	390	1194.00	103758.60	MURUGAN TRADING COMPANY
011	113.100	400	1222.00	138208.20	PJ THOMAS & CO
012	63.300	400	1286.00	81403.80	DEEPA SPICES
013	220.100	400	1190.00	261919.00	MURUGAN TRADING COMPANY
014	201.100	400	1197.00	240716.70	ADHINITHI EXPORTERS
015	259.000	400	1182.00	306138.00	MURUGAN TRADING COMPANY
016	67.200	400	1184.00	79564.80	MURUGAN TRADING COMPANY
017	260.300	400	1242.00	323292.60	ALBIN TRADERS
018	63.000	390	1182.00	74466.00	PLANTATION FRESH SPICE
019	67.200	400	1212.00	81446.40	MURUGAN TRADING COMPANY
020	69.100	390	1201.00	82989.10	PLANTATION FRESH SPICE
021	130.500	400	1234.00	161037.00	JDS SPICES
022	184.000	390	1204.00	221536.00	AKKARAYIL SPICES AGENCIES
023	229.200	400	1190.00	272748.00	SB BHAGAWAN AND COMPANY
024	118.100	400	1270.00	149987.00	JJ SPICES
025	246.600	390	1192.00	293947.20	ADHINITHI EXPORTERS
026	112.700	420	1505.00	169613.50	ISWARYA CARDAMOM COMPANY
027	89.000	400	1188.00	105732.00	PLANTATION FRESH SPICE
028	203.800	400	1251.00	254953.80	PRINCE SPICES
029	256.300	390	1174.00	300896.20	PLANTATION FRESH SPICE
030	250.000	400	1282.00	320500.00	JJ SPICES
031	403.000	410	1210.00	487630.00	DINESH ISHAN GLOBAL
032	408.300	410	1218.00	497309.40	PARAMOUNT TRADING COMPANY
033	196.900	390	1202.00	236673.80	RAJASHIMMAM TRADERS
034	387.500	410	1378.00	533975.00	GOLDEN ESTUARY TRADING
035	249.500	400	1364.00	340318.00	JDS SPICES
036	145.000	390	1256.00	182120.00	SAKTHI SELVI TRADERS
037	170.100	400	1259.00	214155.90	PERIYANDAVAR SPICES
038	409.800	400	1239.00	507742.20	PARAMOUNT TRADING COMPANY
039	248.700	390	1221.00	303662.70	GOLDEN TRADING COMPANY
040	396.300	410	1214.00	481108.20	AKKARAYIL TRADING COMPANY
041	333.700	390	1314.00	438481.80	SOUTH INDIAN GREEN
042	269.000	400	1234.00	331946.00	PULIMOOTTIL SPICES
043	85.300	400	1274.00	108672.20	SANDIYA SPICES
044	179.400	410	1350.00	242190.00	GOLDEN ESTUARY TRADING
045	401.700	410	1341.00	538679.70	SOUTH INDIAN GREEN
046	194.400	400	1286.00	249998.40	SHRI CARDAMOM TRADING
047	249.100	400	1278.00	318349.80	JDS SPICES
048	160.300	400	1228.00	196848.40	JAI AGENCIES
049	149.800	400	1219.00	182606.20	PULIMOOTTIL SPICES
050	126.500	400	1481.00	187346.50	ISWARYA CARDAMOM COMPANY
051	198.300	400	1240.00	245892.00	JDS SPICES
052	151.000	400	1256.00	189656.00	JDS SPICES
053	146.700	400	1280.00	187776.00	MAS ENTERPRISES LTD
054	250.300	400	1186.00	296855.80	MAHESH TRADING COMPANY
055	274.700	410	1267.00	348044.90	JEYAM SPICES TRADING
056	333.200	400	1235.00	411502.00	PULIMOOTTIL SPICES
057	293.600	400	1277.00	374927.20	RAGHAV SPICES
058	320.700	400	1300.00	416910.00	JEYAM TRADING COMPANY
059	292.300	400	1222.00	357190.60	MAHESH TRADING COMPANY

SOUTH INDIAN GREEN CARDAMOM COMPANY LIMITED  
PAMPUMPARA

Auction No: 16

Date: 17/09/2018

Page No: 2

LOT	QTY	LITRE(GM)	RATE	CARDAMOM COST	TRADE NAME
060	245.800	400	1214.00	298401.20	PARAMOUNT TRADING COMPANY
061	213.300	400	1312.00	279849.60	DEEPA SPICES
062	286.100	400	1266.00	362202.60	JJ SPICES
063	537.300	400	1220.00	655506.00	PULIMOOTTIL SPICES
064	311.500	400	1302.00	405573.00	SVS GNANAVEL COMPANY
065	349.200	400	1219.00	425674.80	GOLDEN TRADING COMPANY
066	257.500	400	1292.00	332690.00	SOUTH INDIAN GREEN
067	248.700	400	1288.00	320325.60	SOUTH INDIAN GREEN
068	235.000	400	1222.00	287170.00	GOLDEN TRADING COMPANY
069	244.100	400	1256.00	306589.60	SVS GNANAVEL COMPANY
070	256.000	400	1260.00	322560.00	SVS GNANAVEL COMPANY
071	232.100	410	1354.00	314263.40	JEYAM TRADING COMPANY
072	240.700	430	1485.00	357439.50	PERIYANDAVAR SPICES
073	143.600	430	1507.00	216405.20	GURUNANAK SPICES
074	248.000	410	1324.00	328352.00	GOLDEN ESTUARY TRADING
075	217.200	410	1210.00	262812.00	GOLDEN TRADING COMPANY
076	320.400	430	1514.00	485085.60	SOUTH INDIAN GREEN
077	500.700	400	1215.00	608350.50	PARAMOUNT TRADING COMPANY
078	486.300	400	1214.00	590368.20	PARAMOUNT TRADING COMPANY
079	318.600	400	1356.00	432021.60	SB BHAGAWAN AND COMPANY
080	144.000	420	1650.00	237600.00	SB BHAGAWAN AND COMPANY
081	384.900	400	1291.00	496905.90	JDS SPICES
082	384.300	400	1302.00	500358.60	SOUTH INDIAN GREEN
083	300.000	400	1329.00	398700.00	MAS ENTERPRISES LTD
084	439.100	400	1238.00	543605.80	JEYAM TRADING COMPANY
085	381.600	400	1274.00	486158.40	JDS SPICES
086	274.100	400	1244.00	340980.40	ISWARYA CARDAMOM COMPANY
087	265.700	400	1251.00	332390.70	JJ SPICES
088	352.700	400	1314.00	463447.80	DEEPA SPICES
089	356.000	400	1323.00	470988.00	HIGHRANGE SPICES
090	311.700	400	1258.00	392118.60	PRINCE SPICES
091	291.100	400	1210.00	352231.00	MURUGAN TRADING COMPANY
092	306.300	400	1208.00	370010.40	GOLDEN TRADING COMPANY
093	297.300	400	1210.00	359733.00	MAHESH TRADING COMPANY
094	149.700	400	1249.00	186975.30	SOUTH INDIAN GREEN
095	182.600	400	1254.00	228980.40	SOUTH INDIAN GREEN
096	192.700	400	1234.00	237791.80	SOUTH INDIAN GREEN
097	224.400	400	1228.00	275563.20	PULIMOOTTIL SPICES
098	159.200	400	1198.00	190721.60	MAHESH TRADING COMPANY
099	345.200	400	1268.00	437713.60	MAS ENTERPRISES LTD
100	389.600	400	1282.00	499467.20	SOUTH INDIAN GREEN
101	344.300	400	1222.00	420734.60	DINESH ISHAN GLOBAL
102	395.400	400	1219.00	481992.60	DINESH ISHAN GLOBAL
103	383.500	400	1221.00	468253.50	MAHESH TRADING COMPANY
104	247.300	400	1302.00	321984.60	EVEREST INTERNATIDNAL
105	356.100	400	1293.00	460437.30	MAS ENTERPRISES LTD
106	468.000	410	1378.00	644904.00	SAKTHI MASALA PRIVATE LTD
107	432.500	400	1378.00	595985.00	SAKTHI MASALA PRIVATE LTD
108	159.700	430	1464.00	233800.80	MAS ENTERPRISES LTD
109	392.600	400	1273.00	499779.80	JJ SPICES
110	502.100	410	1244.00	624612.40	JAYA SPICES
111	511.200	400	1249.00	638488.80	JDS SPICES
112	365.700	400	1202.00	439571.40	MAHESH TRADING COMPANY
113	211.600	400	1280.00	270848.00	PERIYANDAVAR SPICES
114	313.000	400	1270.00	397510.00	SVS GNANAVEL COMPANY
115	423.000	400	1252.00	529596.00	HIGHRANGE SPICES
116	143.500	400	1204.00	172774.00	GOLDEN TRADING COMPANY
117	222.500	400	1252.00	278570.00	VASANTH TRADERS
118	135.000	430	1350.00	182250.00	JDS SPICES



SOUTH INDIAN GREEN CARDAMOM COMPANY LIMITED  
PAMPUMPARA

Auction No: 16

Date: 17/09/2018

Page No: 3

LOT	QTY	LITRE(GM)	RATE	CARDAMOM COST	TRADE NAME
119	256.600	410	1441.00	369760.60	MAS ENTERPRISES LTD
120	503.500	410	1340.00	674690.00	MAS ENTERPRISES LTD
121	616.600	390	1250.00	770750.00	ISWARYA CARDAMOM COMPANY
122	307.800	400	1310.00	403218.00	SHRI CARDAMOM TRADING
123	210.000	400	1323.00	277830.00	HIGHRANGE SPICES
124	476.900	400	1248.00	595171.20	JEYAM SPICES TRADING
125	225.600	400	1226.00	276585.60	JAYAN TRADERS
126	219.600	410	1434.00	314906.40	GOLDEN ESTUARY TRADING
127	282.200	390	1222.00	344848.40	ADHINITHI EXPORTERS
128	342.300	400	1290.00	441567.00	MAS ENTERPRISES LTD
129	346.400	400	1270.00	439928.00	SRI SAMY SPICES
130	269.300	410	1210.00	325853.00	ADHINITHI EXPORTERS
131	289.300	410	1206.00	348895.80	ALIYA SPICES
132	239.700	410	1353.00	324314.10	SAKTHI MASALA PRIVATE LTD
133	232.400	400	1298.00	301655.20	GURUNANAK SPICES
134	334.000	400	1311.00	437874.00	MAS ENTERPRISES LTD
135	238.100	400	1212.00	288577.20	JAI AGENCIES
136	207.000	400	1253.00	259371.00	JDS SPICES
137	492.600	400	1202.00	592105.20	GOLDEN TRADING COMPANY
138	164.300	410	1248.00	205046.40	JDS SPICES
139	489.300	410	1215.00	594499.50	PULIMOOTTIL SPICES
140	249.700	430	1478.00	369056.60	SAKTHI MASALA PRIVATE LTD
141	280.400	420	1230.00	344892.00	SOUTH INDIAN GREEN
142	225.600	430	1470.00	331632.00	JDS SPICES
143	478.300	420	1317.00	629921.10	JDS SPICES
144	391.600	430	1485.00	581526.00	SAKTHI MASALA PRIVATE LTD
145	145.400	410	1298.00	188729.20	SOUTH INDIAN GREEN
146	378.600	420	1495.00	566007.00	MAS ENTERPRISES LTD
147	223.500	410	1449.00	323851.50	MAS ENTERPRISES LTD
148	449.900	390	1202.00	540779.80	ADHINITHI EXPORTERS
149	394.100	420	1370.00	539917.00	SVS GNANAVEL COMPANY
150	451.500	400	1252.00	565278.00	SUBHA DHIVYA SPICES
151	454.500	400	1265.00	574942.50	PERIYANDAVAR SPICES
152	502.900	400	1264.00	635665.60	PERIYANDAVAR SPICES
153	330.000	400	1268.00	418440.00	PR SPICES
154	361.000	400	1270.00	458470.00	GOLDEN ESTUARY TRADING
155	385.500	430	1404.00	541242.00	SAKTHI MASALA PRIVATE LTD
156	481.200	400	1230.00	591876.00	SAKTHI SELVI TRADERS
157	320.800	400	1344.00	431155.20	GOLDEN ESTUARY TRADING
158	313.100	400	1348.00	422058.80	SOUTH INDIAN GREEN
159	317.600	400	1352.00	429395.20	GOLDEN ESTUARY TRADING
160	362.000	400	1350.00	488700.00	HIGHRANGE SPICES
161	251.000	400	1255.00	315005.00	SOUTH INDIAN GREEN
162	200.400	400	1264.00	253305.60	EVEREST INTERNATIONAL
163	337.100	400	1282.00	432162.20	EVEREST INTERNATIONAL
164	321.100	410	1424.00	457246.40	MAS ENTERPRISES LTD
165	593.400	400	1204.00	714453.60	SUBHA DHIVYA SPICES
166	505.900	400	1214.00	614162.60	ADHINITHI EXPORTERS
167	494.000	400	1212.00	598728.00	DINESH ISHAN GLOBAL
168	490.500	400	1214.00	595467.00	LACHUS SPICES
169	221.800	400	1196.00	265272.80	DINESH ISHAN GLOBAL
170	289.700	400	1274.00	369077.80	PERIYANDAVAR SPICES
171	300.700	410	1340.00	402938.00	GOLDEN ESTUARY TRADING
172	230.400	390	1202.00	276940.80	PJ THOMAS & CO
173	282.700	390	1214.00	343197.80	VASANTH TRADERS
174	395.700	400	1218.00	481962.60	SAKTHI SELVI TRADERS
175	255.500	400	1210.00	309155.00	DINESH ISHAN GLOBAL
176	268.400	400	1269.00	340599.60	GOLDEN ESTUARY TRADING
177	100.400	400	1228.00	123291.20	DEEPA SPICES

SOUTH INDIAN GREEN CARDAMOM COMPANY LIMITED  
PAMPUMPARA

Auction No: 16

Date: 17/09/2018

Page No: 4

LOT	QTY	LITRE(GM)	RATE	CARDAMOM COST	TRADE NAME
178	523.300	400	1228.00	642612.40	PLANTATION FRESH SPICE
179	364.600	400	1208.00	440436.80	DINESH ISHAN GLOBAL
180	340.600	400	1216.00	414169.60	SHRI CARDAMOM TRADING
181	509.500	400	1226.00	624647.00	SOUTH INDIAN GREEN
182	467.100	400	1248.00	582940.80	SOUTH INDIAN GREEN
183	513.100	410	1266.00	649584.60	RAGHAV SPICES
184	203.500	400	1314.00	267399.00	DEEPA SPICES
185	213.300	430	1437.00	306512.10	SAKTHI MASALA PRIVATE LTD
186	288.300	410	1194.00	344230.20	MAHESH TRADING COMPANY
187	436.400	400	1418.00	618815.20	MAS ENTERPRISES LTD
188	437.400	400	1220.00	533628.00	JDS SPICES
189	463.500	410	1200.00	556200.00	MAHESH TRADING COMPANY
190	360.900	410	1440.00	519696.00	MAS ENTERPRISES LTD
191	350.100	430	1450.00	507645.00	SVS GNANAVEL COMPANY
192	353.300	430	1457.00	514758.10	SVS GNANAVEL COMPANY
193	530.300	400	1222.00	648026.60	PARAMOUNT TRADING COMPANY
194	424.300	430	1448.00	614386.40	SVS GNANAVEL COMPANY
195	270.700	420	1342.00	363279.40	SVS GNANAVEL COMPANY
196	150.200	420	1382.00	207576.40	RAGHAV SPICES
197	168.000	400	1236.00	207648.00	SHRI CARDAMOM TRADING
198	329.200	400	1201.00	395369.20	DINESH ISHAN GLOBAL
199	331.300	400	1204.00	398885.20	GOLDEN TRADING COMPANY
200	366.400	400	1233.00	451771.20	SOUTH INDIAN GREEN
201	222.500	410	1244.00	276790.00	HIGHRANGE SPICES
202	215.900	400	1250.00	269875.00	EVEREST INTERNATIONAL
203	217.700	420	1374.00	299119.80	SVS GNANAVEL COMPANY
204	202.200	410	1464.00	296020.80	GOLDEN ESTUARY TRADING
205	263.200	400	1377.00	362426.40	SOUTH INDIAN GREEN
206	333.000	400	1229.00	409257.00	JAI AGENCIES
207	321.600	400	1201.00	386241.60	GOLDEN TRADING COMPANY
208	393.400	400	1274.00	501191.60	JDS SPICES
209	496.900	400	1354.00	672802.60	SHRI CARDAMOM TRADING
210	461.700	400	1238.00	571584.60	JDS SPICES
211	193.000	400	1282.00	247426.00	SOUTH INDIAN GREEN
212	531.900	400	1232.00	655300.80	PARAMOUNT TRADING COMPANY
213	113.300	400	1304.00	147743.20	HIGHRANGE SPICES
214	214.300	400	1316.00	282018.80	RAGHAV SPICES
215	357.700	400	1278.00	457140.60	JJ SPICES
216	446.900	420	1286.00	574713.40	GOLDEN ESTUARY TRADING
217	451.000	400	1284.00	579084.00	SOUTH INDIAN GREEN
218	499.300	400	1226.00	612141.80	PARAMOUNT TRADING COMPANY
219	259.000	400	1202.00	311318.00	VASANTH TRADERS
220	202.300	400	1224.00	247615.20	EVEREST INTERNATIONAL
221	178.000	400	1292.00	229976.00	SOUTH INDIAN GREEN
222	344.200	400	1232.00	424054.40	NIMM EXPORTS
223	130.300	400	1272.00	165741.60	JJ SPICES
224	169.700	390	1250.00	212125.00	PRINCE SPICES
225	286.500	410	1226.00	351249.00	PARAMOUNT TRADING COMPANY
226	299.900	400	1290.00	386871.00	ISWARYA CARDAMOM COMPANY
227	352.400	400	1288.00	453891.20	SOUTH INDIAN GREEN
228	231.100	390	1218.00	281479.80	MAHESH TRADING COMPANY
229	237.900	390	1214.00	288810.60	MAHESH TRADING COMPANY
230	411.100	400	1190.00	489209.00	AAA SPICES
231	399.300	400	1242.00	495930.60	THARANI TRADERS
232	362.300	400	1270.00	460121.00	GOLDEN ESTUARY TRADING
233	251.000	400	1241.00	311491.00	SRI SAMY SPICES
234	438.100	400	1212.00	530977.20	ADHINITHI EXPORTERS
235	280.600	410	1360.00	381616.00	JDS SPICES
236	320.200	400	1214.00	388722.80	SHREE VINAYAKA TRADERS

SOUTH INDIAN GREEN CARDAMOM COMPANY LIMITED  
PAMPUMPARA

Auction No: 16

Date: 17/09/2018

Page No: 5

LOT	QTY	LITRE(GM)	RATE	CARDAMOM COST	TRADE NAME
237	277.600	400	1327.00	368375.20	EVEREST INTERNATIONAL
238	302.400	400	1332.00	402796.80	EVEREST INTERNATIONAL
239	270.800	400	1368.00	370454.40	GOLDEN ESTUARY TRADING
240	306.200	410	1434.00	439090.80	SAKTHI MASALA PRIVATE LTD
241	246.400	400	1381.00	340278.40	JDS SPICES
242	197.500	410	1218.00	240555.00	AMRIT SPICES
243	222.300	410	1458.00	324113.40	SAKTHI MASALA PRIVATE LTD
244	136.900	410	1208.00	165375.20	MAHESH TRADING COMPANY
245	160.400	430	1498.00	240279.20	PR SPICES
246	358.000	400	1276.00	456808.00	SOUTH INDIAN GREEN
247	284.100	410	1406.00	399444.60	SAKTHI MASALA PRIVATE LTD
248	402.100	400	1230.00	494583.00	SAMEX INDIA PRIVATE
249	440.200	400	1206.00	530881.20	KANPUR SHIVASANKAR SPICES
250	446.700	400	1196.00	534253.20	MAHESH TRADING COMPANY
251	403.000	400	1202.00	484406.00	KANPUR SHIVASANKAR SPICES
252	351.200	420	1387.00	487114.40	SVS GNANAVEL COMPANY
253	381.300	420	1375.00	524287.50	SVS GNANAVEL COMPANY
254	374.000	400	1230.00	460020.00	SAMEX INDIA PRIVATE
255	396.900	400	1224.00	485805.60	NIMM EXPORTS
256	252.300	400	1240.00	312852.00	JAI AGENCIES
257	355.300	400	1234.00	438440.20	SAMEX INDIA PRIVATE
258	544.800	400	1366.00	744196.80	MAS ENTERPRISES LTD
259	530.200	400	1365.00	723723.00	SAMEX INDIA PRIVATE
260	556.500	400	1206.00	671139.00	MAHESH TRADING COMPANY
261	409.600	410	1355.00	555008.00	SHRI CARDAMOM TRADING
262	417.200	410	1359.00	566974.80	GOLDEN ESTUARY TRADING
263	405.800	410	1363.00	553105.40	MAS ENTERPRISES LTD
264	194.700	400	1244.00	242206.80	SOUTH INDIAN GREEN
265	204.400	400	1361.00	278188.40	EVEREST INTERNATIONAL
266	247.400	400	1290.00	319146.00	GURUNANAK SPICES
267	269.700	400	1331.00	358970.70	GOLDEN ESTUARY TRADING
268	278.000	410	1300.00	361400.00	EVEREST INTERNATIONAL
269	283.300	410	1303.00	369139.90	MAS ENTERPRISES LTD
270	223.800	400	1264.00	282883.20	SOUTH INDIAN GREEN
271	244.800	400	1228.00	300614.40	JJ SPICES
272	251.800	400	1226.00	308706.80	SOUTH INDIAN GREEN
273	201.100	410	1425.00	286567.50	MAS ENTERPRISES LTD
274	283.400	400	1248.00	353683.20	SOUTH INDIAN GREEN
275	462.400	400	1242.00	574300.80	GOLDEN ESTUARY TRADING
276	236.700	400	1244.00	294454.80	SAMEX INDIA PRIVATE
277	460.100	400	1379.00	634477.90	MAS ENTERPRISES LTD
278	461.400	400	1371.00	632579.40	MAS ENTERPRISES LTD
279	322.600	400	1306.00	421315.60	SVS GNANAVEL COMPANY
280	413.300	400	1207.00	498853.10	KANPUR SHIVASANKAR SPICES
281	153.500	400	1262.00	193717.00	EVEREST INTERNATIONAL
282	267.300	390	1196.00	319690.80	PLANTATION FRESH SPICE
283	260.000	400	1210.00	314600.00	JAYAN TRADERS
284	487.500	400	1267.00	617662.50	SOUTH INDIAN GREEN
285	283.300	400	1224.00	346759.20	AKKARAYIL TRADING COMPANY
286	311.900	410	1439.00	448824.10	RAGHAV SPICES
287	273.800	410	1406.00	384962.80	SAMEX INDIA PRIVATE
288	148.000	410	1268.00	187664.00	SOUTH INDIAN GREEN
289	337.900	410	1234.00	416968.60	EVEREST INTERNATIONAL
290	167.400	410	1226.00	205232.40	AKKARAYIL TRADING COMPANY
291	296.500	410	1236.00	366474.00	SAMEX INDIA PRIVATE
292	260.200	400	1214.00	315882.80	KANPUR SHIVASANKAR SPICES
293	229.000	410	1392.00	318768.00	SVS GNANAVEL COMPANY
294	184.100	390	1231.00	226627.10	JAI AGENCIES
295	266.900	400	1220.00	325618.00	PALANI MURUGAN SPICES

SOUTH INDIAN GREEN CARDAMOM COMPANY LIMITED  
PAMPUMPARA

Auction No: 16

Date: 17/09/2018

Page No: 6

LOT	QTY	LITRE(GM)	RATE	CARDAMOM COST	TRADE NAME
296	378.800	400	1319.00	499637.20	JDS SPICES
297	283.400	400	1266.00	358784.40	SOUTH INDIAN GREEN
298	283.600	420	0.00	0.00	WITH DRAWN
299	517.000	400	1196.00	618332.00	MAHESH TRADING COMPANY
300	398.100	400	1226.00	488070.60	AVR TRADERS
301	394.000	400	1204.00	474376.00	KANPUR SHIVASANKAR SPICES
302	211.500	400	1347.00	284890.50	GOLDEN ESTUARY TRADING
303	379.800	400	1226.00	465634.80	PLANTATION FRESH SPICE
304	394.300	400	1232.00	485777.60	SHRI CARDAMOM TRADING
305	394.900	420	1461.00	576948.90	MAS ENTERPRISES LTD
306	498.400	400	1208.00	602067.20	SANDIYAA EXPORTS
307	329.900	420	1348.00	444705.20	GOLDEN ESTUARY TRADING
308	319.900	420	0.00	0.00	WITH DRAWN
309	422.700	400	1286.00	543592.20	SOUTH INDIAN GREEN
310	414.900	400	1294.00	536880.60	HIGHRANGE SPICES
311	149.500	390	1208.00	180596.00	JAI AGENCIES
312	200.700	400	1230.00	246861.00	DEEPA SPICES
313	286.200	400	1238.00	354315.60	SHRI CARDAMOM TRADING
314	287.600	400	1212.00	348571.20	SRM TRADERS
315	411.000	400	1218.00	500598.00	INDIAN SPICES
316	247.700	400	1361.00	337119.70	GOLDEN ESTUARY TRADING
317	214.400	400	1322.00	283436.80	GOLDEN ESTUARY TRADING
318	346.800	400	1222.00	423789.60	SHRI CARDAMOM TRADING
319	537.000	400	1217.00	653529.00	PARAMOUNT TRADING COMPANY
320	417.400	400	1228.00	512567.20	JEYAM SPICES TRADING
321	279.600	400	1253.00	350338.80	GURUNANAK SPICES
322	154.500	430	1402.00	216609.00	GOLDEN ESTUARY TRADING
323	124.500	400	1242.00	154629.00	JEYAM SPICES TRADING
324	280.800	400	1187.00	333309.60	PAMBA ENTERPRISES
325	322.300	400	1192.00	384181.60	GOLDEN TRADING COMPANY
326	299.100	410	1244.00	372080.40	ISWARYA CARDAMOM COMPANY
327	122.500	400	1258.00	154105.00	INDIAN SPICES
328	96.600	400	1272.00	122875.20	SAMEX INDIA PRIVATE
329	163.600	410	1226.00	200573.60	JAI AGENCIES
330	129.000	390	1210.00	156090.00	PR SPICES
331	265.000	400	1238.00	328070.00	SOUTH INDIAN GREEN
332	429.200	400	1254.00	538216.80	SOUTH INDIAN GREEN
333	404.700	400	1218.00	492924.60	KANPUR SHIVASANKAR SPICES
334	255.300	400	1208.00	308402.40	SOUTH INDIAN GREEN
335	279.700	400	1211.00	338716.70	PARAMOUNT TRADING COMPANY
336	384.100	420	1187.00	455926.70	PLANTATION FRESH SPICE
337	503.500	400	1232.00	620312.00	VIGNESH KUMAR SPICES
338	452.600	400	1236.00	559413.60	JJ SPICES
339	382.300	410	1206.00	461053.80	VIGNESH KUMAR SPICES
340	372.800	420	1185.00	441768.00	PLANTATION FRESH SPICE
341	393.500	400	1318.00	518633.00	JAI AGENCIES
342	496.500	400	1264.00	627576.00	SOUTH INDIAN GREEN
343	294.500	400	1226.00	361057.00	JFS EXPORTS
344	297.400	400	1222.00	363422.80	JFS EXPORTS
345	180.800	390	1236.00	223468.80	PRINCE SPICES
346	244.800	400	1267.00	310161.60	SUBHA DHIVYA SPICES
347	256.500	400	1265.00	324472.50	SUBHA DHIVYA SPICES
348	329.000	400	1249.00	410921.00	SOUTH INDIAN GREEN
349	277.900	410	1367.00	379889.30	GOLDEN ESTUARY TRADING
350	195.000	400	1290.00	251550.00	THARANI TRADERS
351	313.700	410	1452.00	455492.40	GOLDEN ESTUARY TRADING
352	129.400	410	1256.00	162526.40	JAYA SPICES
353	211.200	410	1312.00	277094.40	BOS NATURAL FLAVORS PVT
354	300.400	430	1446.00	434378.40	JFS EXPORTS

SOUTH INDIAN GREEN CARDAMOM COMPANY LIMITED  
PAMPUMPARA

Auction No: 16

Date: 17/09/2018

Page No: 7

LOT	QTY	LITRE(GM)	RATE	CARDAMOM COST	TRADE NAME
355	354.200	430	1438.00	509339.60	SVS GNANAVEL COMPANY
356	143.100	390	1225.00	175297.50	JAI AGENCIES
357	197.200	390	1210.00	238612.00	VIGNESH KUMAR SPICES
358	167.600	400	1206.00	202125.60	PAMBA ENTERPRISES
359	237.900	400	1275.00	303322.50	BOS NATURAL FLAVORS PVT
360	206.200	400	1230.00	253626.00	AKKARAYIL TRADING COMPANY
361	245.100	390	1234.00	302453.40	SOUTH INDIAN GREEN
362	421.000	400	1293.00	544353.00	JDS SPICES
363	438.000	400	1254.00	549252.00	PULIMOOTTIL SPICES
364	293.000	400	1348.00	394964.00	SAMEX INDIA PRIVATE
365	379.200	400	1264.00	479308.80	JDS SPICES
366	306.000	400	1262.00	386172.00	VICTORIA CARDAMOM TRADERS
367	310.000	400	1257.00	389670.00	SAKTHI SELVI TRADERS
368	278.600	400	1218.00	339334.80	PAMBA ENTERPRISES
369	208.800	400	1212.00	253065.60	VIGNESH KUMAR SPICES
370	182.800	400	1239.00	226489.20	THARANI TRADERS
371	228.900	410	1350.00	309015.00	SOUTH INDIAN GREEN
372	263.000	390	1202.00	316126.00	KING FISHER SPICES
373	308.200	400	1295.00	399119.00	GOLDEN ESTUARY TRADING
374	333.900	400	1203.00	401681.70	PAMBA ENTERPRISES
375	334.800	400	1207.00	404103.60	VIGNESH KUMAR SPICES
376	190.000	400	1241.00	235790.00	INDIAN SPICES
377	152.100	400	1330.00	202293.00	MAS ENTERPRISES LTD
378	347.100	390	1244.00	431792.40	INDIAN SPICES
379	248.000	400	1241.00	307768.00	JEYAM SPICES TRADING
380	280.000	400	1207.00	337960.00	PAMBA ENTERPRISES
381	374.500	400	1294.00	484603.00	SHRI CARDAMOM TRADING
382	299.000	390	1236.00	369564.00	PULIMOOTTIL SPICES
383	195.000	400	1289.00	251355.00	SHRI CARDAMOM TRADING
384	340.100	410	1207.00	410500.70	PAMBA ENTERPRISES
385	380.600	400	1244.00	473466.40	SAMEX INDIA PRIVATE
386	346.100	400	1254.00	434009.40	MAS ENTERPRISES LTD
387	276.100	400	1215.00	335461.50	VIGNESH KUMAR SPICES
388	339.400	420	1428.00	484663.20	MAS ENTERPRISES LTD
389	387.300	410	1295.00	501553.50	DEEPA SPICES
390	344.900	410	1298.00	447680.20	DEEPA SPICES
391	345.900	400	1236.00	427532.40	SOUTH INDIAN GREEN
392	334.300	400	1245.00	416203.50	THARANI TRADERS
393	355.800	400	1225.00	435855.00	SOUTH INDIAN GREEN
394	405.900	430	1413.00	573536.70	MAS ENTERPRISES LTD
395	247.500	400	1468.00	363330.00	LACHUS SPICES
396	277.000	400	1237.00	342649.00	THE KERALA CARDAMOM
397	414.900	400	1260.00	522774.00	BOS NATURAL FLAVORS PVT
398	449.000	400	1263.00	567087.00	SHRI CARDAMOM TRADING
399	461.800	400	1385.00	639593.00	MAS ENTERPRISES LTD
400	518.300	400	1328.00	688302.40	PALANI MURUGAN SPICES
401	282.300	410	1435.00	405100.50	SAKTHI MASALA PRIVATE LTD
402	188.700	410	1250.00	235875.00	SHRI CARDAMOM TRADING
403	431.200	410	1226.00	528651.20	VIGNESH KUMAR SPICES
404	428.900	400	1236.00	530120.40	THE KERALA CARDAMOM
405	442.600	400	1237.00	547496.20	JJ SPICES
406	225.800	400	1286.00	290378.80	MAS ENTERPRISES LTD
407	122.600	400	1237.00	151656.20	SOUTH INDIAN GREEN
408	330.100	400	1226.00	404702.60	SHRI CARDAMOM TRADING
409	258.300	400	1222.00	315642.60	NIMM EXPORTS
410	168.700	400	1366.00	230444.20	SAMEX INDIA PRIVATE
411	506.200	400	1234.00	624650.80	PARAMOUNT TRADING COMPANY
412	135.300	390	1199.00	162224.70	THE KERALA CARDAMOM
413	283.100	400	1222.00	345948.20	AKKARAYIL TRADING COMPANY

SOUTH INDIAN GREEN CARDAMOM COMPANY LIMITED  
PAMPUMPARA

Auction No: 16

Date: 17/09/2018

Page No: 8

LOT	QTY	LITRE(GM)	RATE	CARDAMOM COST	TRADE NAME
414	434.400	400	1277.00	554728.80	THARANI TRADERS
415	254.600	410	1427.00	363314.20	SAKTHI MASALA PRIVATE LTD
416	367.200	400	1293.00	474789.60	JAI AGENCIES
417	206.400	400	1247.00	257380.80	PULIMOOTTIL SPICES
418	237.000	400	1228.00	291036.00	PULIMOOTTIL SPICES
419	263.500	400	1305.00	343867.50	MAS ENTERPRISES LTD
420	286.300	390	1227.00	351290.10	SAMEX INDIA PRIVATE
421	223.700	410	1232.00	275598.40	VIGNESH KUMAR SPICES
422	315.500	400	1321.00	416775.50	MAS ENTERPRISES LTD
423	272.000	420	1207.00	328304.00	KING FISHER SPICES
424	295.500	420	1205.00	356077.50	GOLDEN TRADING COMPANY
425	246.000	390	1189.00	292494.00	PLANTATION FRESH SPICE
426	344.300	400	1237.00	425899.10	SOUTH INDIAN GREEN
427	333.800	400	1238.00	413244.40	MAS ENTERPRISES LTD
428	366.900	400	1230.00	451287.00	SOUTH INDIAN GREEN
429	230.000	360	1195.00	274850.00	KANPUR SHIVASANKAR SPICES
430	116.500	370	1112.00	129548.00	AKKARAYIL TRADING COMPANY
431	241.100	400	1302.00	313912.20	VICTORIA CARDAMOM TRADERS
432	310.900	400	1286.00	399817.40	SRI SAMY SPICES
433	138.700	400	1348.00	186967.60	MAS ENTERPRISES LTD
434	467.800	400	1228.00	574458.40	SOUTH INDIAN GREEN
435	260.400	400	1282.00	333832.80	MAS ENTERPRISES LTD
436	165.000	390	1192.00	196680.00	JAI AGENCIES
437	455.200	430	1409.00	641376.80	MAS ENTERPRISES LTD
438	132.500	400	1226.00	162445.00	VIGNESH KUMAR SPICES
439	211.800	400	1234.00	261361.20	SUBHA DHIVYA SPICES
440	161.100	390	1282.00	206530.20	JDS SPICES
441	228.900	400	1192.00	272848.80	PAMBA ENTERPRISES
442	384.700	400	1236.00	475489.20	PAMBA ENTERPRISES
443	390.500	400	1206.00	470943.00	PAMBA ENTERPRISES
444	233.700	400	1313.00	306848.10	MAS ENTERPRISES LTD
445	348.200	400	1210.00	421322.00	PAMBA ENTERPRISES
446	360.800	400	1436.00	518108.80	MAS ENTERPRISES LTD
447	349.900	400	1216.00	425478.40	VIGNESH KUMAR SPICES
448	257.900	400	1377.00	355128.30	MAS ENTERPRISES LTD
449	256.700	390	1408.00	361433.60	MAS ENTERPRISES LTD
450	353.900	400	1415.00	500768.50	PR SPICES
451	279.900	400	1204.00	336999.60	ADHINITHI EXPORTERS
452	287.200	400	1204.00	345788.80	ADHINITHI EXPORTERS
453	351.300	400	1234.00	433504.20	JFS EXPORTS
454	422.200	400	1270.00	536194.00	SOUTH INDIAN GREEN
455	131.800	400	1228.00	161850.40	SANDIYAA EXPORTS
456	219.300	400	1208.00	264914.40	SANDIYA SPICES
457	255.000	400	1210.00	308550.00	ADHINITHI EXPORTERS
458	301.900	400	1206.00	364091.40	PAMBA ENTERPRISES
459	182.000	400	1256.00	228592.00	DEEPA SPICES
460	244.000	400	1262.00	307928.00	SHRI CARDAMOM TRADING
461	437.000	400	1236.00	540132.00	PARAMDUNT TRADING COMPANY
462	351.900	400	1206.00	424391.40	VIGNESH KUMAR SPICES
463	348.800	400	1206.00	420652.80	GOLDEN TRADING COMPANY
464	396.900	400	1205.00	478264.50	ADHINITHI EXPORTERS
465	281.100	400	1204.00	338444.40	VIGNESH KUMAR SPICES
466	328.100	390	1214.00	398313.40	SANDIYA SPICES
467	232.200	400	1314.00	305110.80	KERALA SPICES MARKETING
468	173.100	400	1288.00	222952.80	MAS ENTERPRISES LTD
469	217.900	400	1252.00	272810.80	SANDIYAA EXPORTS
470	322.800	400	1251.00	403822.80	MAS ENTERPRISES LTD
471	297.800	400	1213.00	361231.40	PJ THOMAS & CO
472	146.600	400	1256.00	184129.60	EVEREST INTERNATIONAL

SOUTH INDIAN GREEN CARDAMOM COMPANY LIMITED  
PAMPUMPARA

Auction No: 16

Date: 17/09/2018

Page No: 9

LOT	QTY	LITRE(GM)	RATE	CARDAMOM COST	TRADE NAME
473	332.000	400	1218.00	404376.00	SANDIYAA EXPORTS
474	271.100	400	1190.00	322609.00	THE KERALA CARDAMOM
475	306.600	400	1234.00	378344.40	PJ THOMAS & CO
476	106.400	400	1426.00	151726.40	SANDIYAA EXPORTS
477	288.000	400	1222.00	351936.00	AMRIT SPICES
478	268.200	400	1214.00	325594.80	AKKARAYIL TRADING COMPANY
479	243.400	400	1254.00	305223.60	EVEREST INTERNATIONAL
480	253.000	400	1200.00	303600.00	PR SPICES
481	326.400	400	1236.00	403430.40	MAS ENTERPRISES LTD
482	101.000	390	1270.00	128270.00	SVS GNANAVEL COMPANY
483	309.200	390	1198.00	370421.60	AKKARAYIL SPICES AGENCIES
484	320.200	360	1184.00	379116.80	THE KERALA CARDAMOM
485	214.500	410	1222.00	262119.00	RAGHAV SPICES
486	83.000	390	1200.00	99600.00	ADHINITHI EXPORTERS
487	326.000	400	1214.00	395764.00	SUBHA DHIVYA SPICES
488	236.000	400	1243.00	293348.00	JFS EXPORTS
489	585.600	400	1200.00	702720.00	AKKARAYIL SPICES AGENCIES
490	88.000	390	1218.00	107184.00	THE KERALA CARDAMOM
491	88.600	400	1337.50	118502.50	MAS ENTERPRISES LTD
492	72.700	400	1172.00	85204.40	VAYALIL SPICES
493	408.900	400	1212.00	495586.80	AAA SPICES
494	354.600	390	1202.00	426229.20	KARTHIKEYAN SPICES
495	354.500	400	1202.00	426109.00	AMRIT SPICES
496	287.800	400	1204.00	346511.20	ADHINITHI EXPORTERS
497	389.100	400	1241.00	482873.10	VS TRADERS
498	336.300	410	1231.00	413985.30	PALANI MURUGAN SPICES
499	437.600	400	1230.00	538248.00	SANDIYA SPICES
500	430.200	400	1237.00	532157.40	SOUTH INDIAN GREEN
501	84.000	600	1160.00	97440.00	JAI AGENCIES
502	110.800	390	1188.00	131630.40	KING FISHER SPICES
503	55.300	400	1215.00	67189.50	VS TRADERS
504	290.800	400	1247.00	362627.60	JAI AGENCIES
505	288.500	400	1330.00	383705.00	EVEREST INTERNATIONAL
506	108.100	400	1261.00	136314.10	JAYA SPICES
507	465.700	400	1239.00	577002.30	SOUTH INDIAN GREEN
508	248.700	400	1251.00	311123.70	VICTORIA CARDAMOM TRADERS
509	338.100	400	1266.00	428034.60	VICTORIA CARDAMOM TRADERS
510	244.200	400	1261.00	307936.20	SHRI CARDAMOM TRADING
511	217.000	400	1379.00	299243.00	MAS ENTERPRISES LTD
512	218.900	400	1236.00	270560.40	SANDIYA SPICES
513	224.700	400	1385.00	311209.50	MAS ENTERPRISES LTD
514	197.700	400	1198.00	236844.60	GOLDEN TRADING COMPANY
515	339.000	410	1344.00	455616.00	RAGHAV SPICES
516	339.500	410	1340.00	454930.00	SANDIYAA EXPORTS
517	245.700	400	1216.00	298771.20	JAI AGENCIES
518	235.100	400	1208.00	284000.80	SUBHA DHIVYA SPICES
519	242.400	400	1204.00	291849.60	GOLDEN TRADING COMPANY
520	185.200	400	1222.00	226314.40	PJ THOMAS & CO
521	393.000	400	1263.00	496359.00	THARANI TRADERS
522	97.700	400	1263.00	123395.10	PRINCE SPICES
523	332.900	400	1271.00	423115.90	JAI AGENCIES
524	97.400	600	1170.00	113958.00	RCC SPICES
525	73.000	380	1189.00	86797.00	ARUNA AGENCIES
526	331.800	380	1212.00	402141.60	KING FISHER SPICES
527	320.100	380	1196.00	382839.60	KING FISHER SPICES
528	327.400	380	1205.00	394517.00	KING FISHER SPICES
529	189.400	380	1190.00	225386.00	PJ THOMAS & CO
530	262.200	380	1206.00	316213.20	PJ THOMAS & CO
531	267.200	400	1234.00	329724.80	JDS SPICES

SOUTH INDIAN GREEN CARDAMOM COMPANY LIMITED  
PAMPUMPARA

Auction No: 16

Date: 17/09/2018

Page No: 10

LOT	QTY	LITRE(GM)	RATE	CARDAMOM COST	TRADE NAME
532	276.500	400	1252.00	346178.00	SHRI CARDAMOM TRADING
533	368.600	400	1271.00	468490.60	EVEREST INTERNATIONAL
534	179.500	400	1202.00	215759.00	ADHINITHI EXPORTERS
535	298.900	400	1294.00	386776.60	MAS ENTERPRISES LTD
536	301.700	400	1295.00	390701.50	EVEREST INTERNATIONAL
537	294.500	400	1235.00	363707.50	SAMEX INDIA PRIVATE
538	267.200	400	1237.00	330526.40	LISHA TRADERS
539	226.000	400	1190.00	268940.00	PJ THOMAS & CO
540	192.900	400	1188.00	229165.20	KANPUR SHIVASANKAR SPICES
541	38.200	380	1236.00	47215.20	SOUTH INDIAN GREEN
542	33.900	380	1131.00	38340.90	MURUGAN SPICES COMPANY
543	37.900	400	1176.00	44570.40	KANPUR SHIVASANKAR SPICES
544	88.900	380	1292.00	114858.80	SVS GNANAVEL COMPANY
545	201.400	400	1253.00	252354.20	DINESH ISHAN GLOBAL
546	100.400	380	1183.00	118773.20	VAYALIL SPICES
547	243.600	400	1253.00	305230.80	SRI KUMARAN TRADERS
548	257.000	400	1257.00	323049.00	PJ THOMAS & CD
549	179.600	400	1290.00	231684.00	SOUTH INDIAN GREEN
550	63.200	400	1220.00	77104.00	JAI AGENCIES
551	51.300	390	1212.00	62175.60	DINESH ISHAN GLOBAL
552	151.600	400	1300.00	197080.00	GOLDEN ESTUARY TRADING
553	251.000	400	1280.00	321280.00	SRI KUMARAN TRADERS
554	330.300	400	1280.00	422784.00	SOUTH INDIAN GREEN
555	283.200	390	1183.00	335025.60	PJ THOMAS & CO
556	239.700	390	1200.00	287640.00	PJ THOMAS & CO
557	251.800	390	1216.00	306188.80	KING FISHER SPICES
558	91.100	400	1346.00	122620.60	EVEREST INTERNATIONAL
559	159.900	400	1257.00	200994.30	SVS GNANAVEL COMPANY
560	265.300	360	1200.00	318360.00	KANPUR SHIVASANKAR SPICES
561	239.700	400	1262.00	302501.40	SOUTH INDIAN GREEN
562	225.400	410	1300.00	293020.00	SOUTH INDIAN GREEN
563	304.500	410	1252.00	381234.00	SANDIYA SPICES
564	182.300	400	1236.00	225322.80	MAS ENTERPRISES LTD
565	150.000	410	1196.00	179400.00	DINESH ISHAN GLOBAL
566	82.400	600	1170.00	96408.00	MURUGAN SPICES COMPANY
567	82.700	600	1182.00	97751.40	JAI AGENCIES
568	276.800	400	1226.00	339356.80	LISHA TRADERS
569	239.100	400	1226.00	293136.60	SANDIYA SPICES
570	211.600	400	1222.00	258575.20	SHRI CARDAMOM TRADING
571	331.700	400	1410.00	467697.00	SAMEX INDIA PRIVATE
572	327.400	400	1447.00	473747.80	SAKTHI MASALA PRIVATE LTD
573	269.900	400	1255.00	338724.50	RCC SPICES
574	312.200	400	1266.00	395245.20	RCC SPICES
575	282.400	400	1372.00	387452.80	SAMEX INDIA PRIVATE
576	155.900	390	1212.00	188950.80	DINESH ISHAN GLDBAL
577	192.500	400	1240.00	238700.00	THE KERALA CARDAMDM
578	84.700	390	1264.00	107060.80	MAS ENTERPRISES LTD
579	201.000	400	1230.00	247230.00	RAJASHIMMAM TRADERS
580	413.500	400	1195.00	494132.50	PJ THOMAS & CO
581	149.400	380	1198.00	178981.20	ARUNA AGENCIES
582	84.700	390	1218.00	103164.60	LISHA TRADERS
583	400.200	380	1209.00	483841.80	ARUNA AGENCIES
584	335.800	400	1165.00	391207.00	AKKARAYIL SPICES AGENCIES
585	267.600	400	1225.00	327810.00	RCC SPICES
586	154.700	390	0.00	0.00	WITH DRAWN
587	410.000	380	1195.00	489950.00	KANPUR SHIVASANKAR SPICES
588	199.800	400	1210.00	241758.00	RAGHAV SPICES
589	172.300	390	1215.00	209344.50	PJ THOMAS & CO
590	373.600	400	1252.00	467747.20	PALANI MURUGAN SPICES



SOUTH INDIAN GREEN CARDAMOM COMPANY LIMITED  
PAMPUMPARA

Auction No: 16

Date: 17/09/2018

Page No: 11

LOT	QTY	LITRE(GM)	RATE	CARDAMOM COST	TRADE NAME
591	352.700	400	1352.00	476850.40	SAMEX INDIA PRIVATE
592	384.300	400	1268.00	487292.40	JDS SPICES
593	306.000	400	1224.00	374544.00	ALIYA SPICES
594	402.000	400	1254.00	504108.00	SANDIYA SPICES
595	324.500	420	1320.00	428340.00	SVS GNANAVEL COMPANY
596	462.800	400	1246.00	576648.80	EVEREST INTERNATIONAL
597	364.700	400	1379.00	502921.30	JDS SPICES
598	407.000	400	1216.00	494912.00	PAMBA ENTERPRISES
599	387.200	400	1194.00	462316.80	GOLDEN TRADING COMPANY
600	192.300	400	1330.00	255759.00	JAI AGENCIES
601	290.900	400	1238.00	360134.20	THE KERALA CARDAMOM
602	281.200	400	1204.00	338564.80	SANDEEP TRADERS
603	345.500	400	1216.00	420128.00	BEE VEE SPICES
604	214.700	400	1256.00	269663.20	JDS SPICES
605	244.000	400	1255.00	306220.00	PJ THOMAS & CO
606	280.300	400	1234.00	345890.20	SRM TRADERS
607	426.500	400	1247.00	531845.50	PJ THOMAS & CO
608	51.300	380	1122.00	57558.60	AKKARAYIL TRADING COMPANY
609	51.700	400	1240.00	64108.00	SVS GNANAVEL COMPANY
610	95.000	390	1214.00	115330.00	VIGNESH KUMAR SPICES
611	416.200	400	1225.00	509845.00	BOS NATURAL FLAVORS PVT
612	336.100	400	1222.00	410714.20	RCC SPICES
613	314.300	400	1202.00	377788.60	SOUTH INDIAN GREEN
614	278.000	400	1211.00	336658.00	JOHN JACOB AND COMPANY
615	339.000	380	1232.00	417648.00	SOUTH INDIAN GREEN
616	124.300	400	1173.00	145803.90	VAYALIL SPICES
617	37.000	400	1266.00	46842.00	SVS GNANAVEL COMPANY
618	47.400	390	1253.00	59392.20	LISHA TRADERS
619	143.800	370	1195.00	171841.00	KANPUR SHIVASANKAR SPICES
620	245.000	360	1064.00	260680.00	JAI AGENCIES
621	352.500	400	1270.00	447675.00	SOUTH INDIAN GREEN
622	275.600	400	1234.00	340090.40	SHREE VINAYAKA TRADERS
623	193.600	400	1252.00	242387.20	JAYAN TRADERS
624	301.200	400	1212.00	365054.40	PJ THOMAS & CO
625	139.200	600	1114.00	155068.80	SB BHAGAWAAN AND COMPANY
626	240.200	400	1221.00	293284.20	GOLDEN TRADING COMPANY
627	269.600	400	1219.00	328642.40	RAGHAV SPICES
628	221.900	400	0.00	0.00	WITH DRAWN
629	183.300	400	0.00	0.00	WITH DRAWN
630	430.600	410	1205.00	518873.00	VASANTH TRADERS
631	231.400	380	1237.00	286241.80	SANDEEP TRADERS
632	267.700	380	1204.00	322310.80	GOLDEN TRADING COMPANY
633	470.500	400	1207.00	567893.50	PJ THOMAS & CO
634	513.800	400	1200.00	616560.00	PJ THOMAS & CO
635	160.700	410	1230.00	197661.00	SANDEEP TRADERS
636	240.200	360	1175.00	282235.00	PJ THOMAS & CO
637	290.200	360	1191.00	345628.20	JJ SPICES
638	48.700	360	1182.00	57563.40	ARUNA AGENCIES
639	70.200	410	1210.00	84942.00	KING FISHER SPICES
640	89.500	400	1186.00	106147.00	PJ THOMAS & CO
641	290.800	400	1190.00	346052.00	KING FISHER SPICES
642	334.300	400	1192.00	398485.60	VAYALIL SPICES
643	233.800	370	1162.00	271675.60	PJ THOMAS & CO
644	243.900	370	1164.00	283899.60	PJ THOMAS & CO
645	360.400	400	1192.00	429596.80	KOCHERA SPICES
646	187.000	400	1248.00	233376.00	VS TRADERS
647	141.300	400	1258.00	177755.40	THARANI TRADERS
648	195.400	400	1255.00	245227.00	PRINCE SPICES
649	107.300	400	1161.00	124575.30	KANPUR SHIVASANKAR SPICES

SOUTH INDIAN GREEN CARDAMOM COMPANY LIMITED  
PAMPUMPARA

Auction No: 16

Date: 17/09/2018

Page No: 12

LOT	QTY	LITRE(GM)	RATE	CARDAMOM COST	TRADE NAME
650	85.200	400	1194.00	101728.80	GOLDEN TRADING COMPANY
651	232.600	400	1333.00	310055.80	RCC SPICES
652	226.500	400	1315.00	297847.50	RCC SPICES
653	243.700	400	1204.00	293414.80	RCC SPICES
654	230.700	390	1226.00	282838.20	VS TRADERS
655	289.100	400	1214.00	350967.40	KING FISHER SPICES
656	207.900	390	1232.00	256132.80	SVS GNANAVEL COMPANY
657	56.900	600	1217.00	69247.30	MURUGAN SPICES COMPANY
658	106.400	380	1251.00	133106.40	RAJASHIMMAM TRADERS
659	196.600	400	1232.00	242211.20	SVS GNANAVEL COMPANY
660	76.300	380	1181.00	90110.30	PJ THOMAS & CO
661	439.300	400	1247.00	547807.10	PJ THOMAS & CO
662	437.400	400	1234.00	539751.60	SRM TRADERS
663	224.500	400	1200.00	269400.00	RCC SPICES
664	154.000	600	1004.00	154616.00	ALBIN TRADERS
665	340.000	360	1004.00	341360.00	MURUGAN SPICES COMPANY
666	155.100	400	1267.00	196511.70	SVS GNANAVEL COMPANY
667	107.100	400	992.00	106243.20	AKKARAYIL TRADING COMPANY
668	171.100	400	1316.00	225167.60	BOS NATURAL FLAVORS PVT
669	35.600	400	1205.00	42898.00	SANDEEP TRADERS
670	80.900	400	1181.00	95542.90	PJ THOMAS & CO
671	174.100	600	1030.00	179323.00	AKKARAYIL TRADING COMPANY
672	271.600	400	892.00	242267.20	MURUGAN SPICES COMPANY
673	108.200	400	1321.00	142932.20	SOUTH INDIAN GREEN
674	157.500	380	1180.00	185850.00	SANDEEP TRADERS
675	39.900	400	1225.00	48877.50	SVS GNANAVEL COMPANY
676	105.300	600	1002.00	105510.60	AKKARAYIL TRADING COMPANY
677	286.600	390	1202.00	344493.20	RCC SPICES
678	78.200	390	1168.00	91337.60	VAYALIL SPICES
679	40.600	600	1121.00	45512.60	BOS NATURAL FLAVORS PVT
680	200.300	400	1208.00	241962.40	PJ THOMAS & CO
681	250.500	410	1238.00	310119.00	KOCHERA SPICES
682	298.600	410	1238.00	369666.80	SANDIYA SPICES
683	47.600	600	1087.00	51741.20	BOS NATURAL FLAVORS PVT
684	117.600	360	1160.00	136416.00	PJ THOMAS & CO
685	27.600	600	1216.00	33561.60	MURUGAN SPICES COMPANY
686	230.700	380	1171.00	270149.70	PJ THOMAS & CO
687	364.700	390	1216.00	443475.20	RCC SPICES
688	181.600	380	1174.00	213198.40	PJ THOMAS & CO
689	142.200	380	1164.00	165520.80	VAYALIL SPICES
690	43.700	600	1070.00	46759.00	SHREE VAAHINI SPICES
691	48.200	600	1232.00	59382.40	MURUGAN SPICES COMPANY
692	204.700	370	1170.00	239499.00	VAYALIL SPICES
693	197.200	360	1102.00	217314.40	AKKARAYIL SPICES AGENCIES
694	185.300	370	1174.00	217542.20	KANPUR SHIVASANKAR SPICES
695	56.200	390	1236.00	69463.20	VS TRADERS
696	193.600	380	1178.00	228060.80	PJ THOMAS & CO
697	129.400	410	1306.00	168996.40	SOUTH INDIAN GREEN
698	145.000	390	1214.00	176030.00	PJ THOMAS & CO
699	174.600	380	1163.00	203059.80	VAYALIL SPICES
700	27.800	380	1052.00	29245.60	PJ THOMAS & CO
701	67.200	600	1034.00	69484.80	AKKARAYIL TRADING COMPANY
702	187.600	380	1161.00	217803.60	VAYALIL SPICES
703	221.800	380	1154.00	255957.20	AKKARAYIL SPICES AGENCIES
704	247.300	400	1018.00	251751.40	LISHA TRADERS
705	57.700	550	1025.00	59142.50	AKKARAYIL TRADING COMPANY
706	109.400	400	1232.00	134780.80	LISHA TRADERS
707	151.900	390	1210.50	183874.95	SRI YOGAGANAPATHI TRADERS
708	57.500	400	1289.50	74146.25	SOUTH INDIAN GREEN

SOUTH INDIAN GREEN CARDAMOM COMPANY LIMITED  
PAMPUMPARA

Auction No: 16

Date: 17/09/2018

Page No: 13

LOT	QTY	LITRE(GM)	RATE	CARDAMOM COST	TRADE NAME
709	276.000	390	1084.00	299184.00	RCC SPICES
710	200.000	400	1162.00	232400.00	VAYALIL SPICES
711	449.000	400	1157.00	519493.00	VAYALIL SPICES
712	433.600	400	1199.00	519886.40	KING FISHER SPICES
713	326.100	400	1161.00	378602.10	VAYALIL SPICES
714	147.400	390	1240.00	182776.00	SARA PLANTATIONS
715	403.900	400	1204.00	486295.60	RCC SPICES
716	194.300	400	1102.00	214118.60	MURUGAN SPICES COMPANY
717	335.000	390	1273.00	426455.00	BEE VEE SPICES
718	375.300	390	1274.00	478132.20	RCC SPICES
719	215.700	410	1440.00	310608.00	SOUTH INDIAN GREEN
196977.5				246563333.40	

Place: PAMPUMPARA

for S I G C C Ltd

Date :17/09/2018



Authorized Signatory

See rules 5(2) and 10(1)(R)

## Auction Report

(Separate report should be furnished for auctioning of cardamom received from (1) Planter (2) Dealer)

spices board licence number:MKT-AUC/CS/S1421/000

SEASON: 2018 - 2019

Maximum Price:Rs. 1650.00

Auction No.: 16

Minimum Price:Rs. 892.00

Date of auction: 17/09/2018

Average Price:Rs. 1259.17

Sl. No.	Name and full address of the planter/dealer	Estate Registration #/Board licence#	Qty put for auction	Qty sold (kgs)	Rate Rs./kg	Value (RS.)	Sample Refund (Rs.)	Commission (Rs.)	Name and full address of bidder	Spices Board licence number
1	2	3	4	5	6	7	8	9	10	11
001	SAMPLE REFUND	CR.	70.600	70.600	1202.00	84861.20	1622.70	864.80	PR SPICES	CS/P1128/280/2014
002	SAMPLE REFUND	CR.	133.500	133.500	1151.00	153658.50	1553.90	1552.10	JDS SPICES	CS/3993/396/2014
003	SAMPLE REFUND	CR.	562.400	562.400	1268.00	713123.20	1711.80	7148.40	KARTHIKEYAN SPICES	APLD
004	JOSHY SPICES	GSTIN.32AZDPT	36.800	36.800	1215.00	44712.00	1640.30	463.50	RCC SPICES	APLD
005	JPJ TRADERS	GSTIN.32AZIPA	76.300	76.300	1102.00	84082.60	1487.70	855.70	AKKARAYIL SPICES AGENCIES	A027/573
006	JPJ TRADERS	GSTIN.32AZIPA	179.500	179.500	1185.00	212707.50	1599.80	2143.10	MURUGAN TRADING COMPANY	CS/10259/473/2014
007	SB SANK	CR.21383/88	41.400	41.400	1189.00	49224.60	1605.20	508.30	PJ THOMAS & CO	T045/513
008	SB SANK	CR.21383/88	64.900	64.900	1230.00	79827.00	1660.50	814.90	KAMATHIL TRADERS	APLD
009	SB SANK	CR.21383/88	56.900	56.900	1391.00	79147.90	1877.90	810.30	PR SPICES	CS/P1128/280/2014
010	K KARTHIKEYAN	CR.17261/15	86.900	86.900	1194.00	103758.60	1611.90	1053.70	MURUGAN TRADING COMPANY	CS/10259/473/2014
011	SIVASAMY	CR.	113.100	113.100	1222.00	138208.20	1649.70	1398.60	PJ THOMAS & CO	T045/513
012	ELIUS P JOHN	CR.	63.300	63.300	1286.00	81403.80	1736.10	831.40	DEEPA SPICES	D311/908
013	C INDHURANI	CR.26101/94	220.100	220.100	1190.00	261919.00	1606.50	2635.30	MURUGAN TRADING COMPANY	CS/10259/473/2014
014	K KUMARESAN	CR.	201.100	201.100	1197.00	240716.70	1616.00	2423.30	ADHITHI EXPORTERS	CS/10600/509/2014
015	C INDHURANI	CR.26101/94	259.000	259.000	1182.00	306138.00	1595.70	3077.30	MURUGAN TRADING COMPANY	CS/10259/473/2014
016	T RAJKUMAR	CR.	67.200	67.200	1184.00	79564.80	1598.40	811.60	MURUGAN TRADING COMPANY	CS/10259/473/2014
017	T PARAMASIVAM	CR.18244/15	260.300	260.300	1242.00	323292.60	1676.70	3249.70	ALBIN TRADERS	CS/A2689/232/2014
018	N SANTHANAA SRI	CR.G4/429/15	63.000	63.000	1182.00	74466.00	1595.70	760.60	PLANTATION FRESH SPICE	P881
019	R VASANTHAN	CR.15737/15/H	67.200	67.200	1212.00	81446.40	1636.20	830.80	MURUGAN TRADING COMPANY	CS/10259/473/2014
020	R MANIKANDESWARAN	CR.	69.100	69.100	1201.00	82989.10	1621.40	846.10	PLANTATION FRESH SPICE	P881
021	VK DHANABAL	CR.	130.500	130.500	1234.00	161037.00	1665.90	1627.00	JDS SPICES	CS/3993/396/2014
022	ANUP JOHN	CR.	184.000	184.000	1204.00	221536.00	1625.40	2231.60	AKKARAYIL SPICES AGENCIES	A027/573
023	KURUVILLA THARAKAH	CR.22411/92	229.200	229.200	1190.00	272748.00	1606.50	2743.50	SB BHAGAWAN AND COMPANY	S1494
024	JEYAN MT	CR.	118.100	118.100	1270.00	149987.00	1714.50	1517.00	JJ SPICES	CS/3961/341/2014
025	SHAMIR AHAMED	CR.12199	246.600	246.600	1192.00	293947.20	1609.20	2955.60	ADHITHI EXPORTERS	CS/10600/509/2014
026	JOMOL	CR.	112.700	112.700	1505.00	169613.50	2031.80	1716.50	ISWARYA CARDAMOM COMPANY	APLD
027	RENCY MATHEW	CR.	89.000	89.000	1188.00	105732.00	1603.80	1073.40	PLANTATION FRESH SPICE	P881
028	NIMESH T SCARIA	CR.	203.800	203.800	1251.00	254953.80	1688.90	2566.40	PRINCE SPICES	APLD
029	JOMY KURIAKOSE	CR.	256.300	256.300	1174.00	300896.20	1584.90	3024.80	PLANTATION FRESH SPICE	P881
030	N ALAGAN	CR.	250.000	250.000	1282.00	320500.00	1730.70	3222.30	JJ SPICES	CS/3961/341/2014
031	GEORGE ANTONY	CR.2923/03/H1	403.000	403.000	1210.00	487630.00	1633.50	4892.60	DINESH ISHAN GLOBAL	CS/D768/391/2014
032	GEORGE ANTONY	CR.2923/03/H1	408.300	408.300	1218.00	497309.40	1644.30	4989.50	PARAMOUNT TRADING COMPANY	P774/506
033	BEHNY MATHEW	CR.	196.900	196.900	1202.00	236673.80	1622.70	2383.00	RAJASHINNAM TRADERS	APLD
034	GREEN LAND SPICES	GSTIN.32BPDPG	387.500	387.500	1378.00	533975.00	1860.30	5358.40	GOLDEN ESTUARY TRADING	APLD
035	GREEN LAND SPICES	GSTIN.32BPDPG	249.500	249.500	1364.00	340318.00	1841.40	3421.60	JDS SPICES	CS/3993/396/2014
036	DILEEB OS	CR.	145.000	145.000	1256.00	182120.00	1695.60	1838.20	SAKTHI SELVI TRADERS	APLD
037	BOBIN MATHI	CR.	170.100	170.100	1259.00	214155.90	1699.70	2158.60	PERIYANAVAR SPICES	CS/10620/517/2014
038	MONEM HANI	CR.	409.800	409.800	1239.00	507742.20	1672.70	5094.10	PARAMOUNT TRADING COMPANY	P774/506
039	PR VENKATRAMARAJA	CR.17274/82	248.700	248.700	1221.00	303862.70	1648.40	3053.10	GOLDEN TRADING COMPANY	G489/603
040	GEORGE ANTONY	CR.2923/03/H1	396.300	396.300	1214.00	481108.20	1638.90	4827.50	AKKARAYIL TRADING COMPANY	A1084/736
041	THOMAS MATHEW	CR.	333.700	333.700	1314.00	438481.80	1773.90	4402.60	SOUTH INDIAN GREEN	S1421/74
042	THOMAS MATHEW	CR.	269.000	269.000	1234.00	331946.00	1665.90	3336.10	PULIMOOTTIL SPICES	10257
043	CHANDRA SEKARAN NAIR	CR.	85.300	85.300	1274.00	108672.20	1719.90	1103.90	SANDIYA SPICES	CS/S2485/81/2014
044	CHANDRA SEKARAN NAIR	CR.	179.400	179.400	1350.00	242190.00	1822.50	2440.10	GOLDEN ESTUARY TRADING	APLD
045	CHANDRA SEKARAN NAIR	CR.	401.700	401.700	1341.00	538679.70	1810.40	5404.90	SOUTH INDIAN GREEN	S1421/74
046	A MOHAMMED SALIM	GSTIN.32ACEPJ	194.400	194.400	1286.00	249998.40	1736.10	2517.30	SHRI CARDAMOM TRADING	CS/S3366/432/2014

## FORM C

See rules 5(2) and 10(1)(r)

## Auction Report

(Separate report should be furnished for auctioning of cardamom received from (1) Planter (2) Dealer)

Spices Board licence number: NKT-AUC/cs/s1421/000

SEASON: 2018 - 2019

Maximum Price:Rs. 1650.00

Auction No.: 16

Minimum Price:Rs. 892.00

Date of auction: 17/09/2018

Average Price:Rs. 1259.17

Sl. No.	Name and full address of the planer/dealer	Estate Regis tration #/Bo ard licence#	Qty put for auction	Qty sold (kgs)	Rate Rs./kg	Value (Rs.)	Sample Refund (Rs.)	Comm ission (Rs.)	Name and full address of bidder	Spices Board licence number
1	2	3	4	5	6	7	8	9	10	11
047	TAS HILL PLANTATIONS	GSTIN.32AACCT	249.100	249.100	1278.00	318349.80	1725.30	3200.80	JOS SPICES	CS/J993/396/2014
048	C SIVAKUMAR	CR.176/17	160.300	160.300	1228.00	196848.40	1657.80	1985.10	JAI AGENCIES	CS/J942/309/2014
049	JOSHY SPICES	GSTIN.32AZDPT	149.800	149.800	1219.00	182606.20	1645.70	1842.50	PULIMOOTTIL SPICES	10257
050	JOSHY SPICES	GSTIN.32AZDPT	126.500	126.500	1481.00	187346.50	1999.40	1893.50	ISWARYA CARDAMOM COMPANY	APLD
051	R SUBBAIAH	CR.	198.300	198.300	1240.00	245892.00	1674.00	2475.70	JDS SPICES	CS/J993/396/2014
052	T BAGAVATHI KANNAMMA	CR.507/70	151.000	151.000	1256.00	189656.00	1695.60	1913.50	JDS SPICES	CS/J993/396/2014
053	ABDUL RAJAK	CR.	146.700	146.700	1280.00	187776.00	1728.00	1895.00	MAS ENTERPRISES LTD	M048
054	K SUDHA	CR.	250.300	250.300	1186.00	296855.80	1601.10	2984.60	MAHESH TRADING COMPANY	CS/M1425/136/2014
055	ASHLY CHERIAN	CR.6321/15/H1	274.700	274.700	1267.00	348044.90	1710.50	3497.60	JEYAM SPICES TRADING	APLD
056	S RAJKUMAR	CR.3350/04	333.200	333.200	1235.00	411502.00	1667.30	4131.70	PULIMOOTTIL SPICES	10257
057	S SRINIVASAGAM	CR.3352/04	293.600	293.600	1277.00	374927.20	1724.00	3766.50	RAGHAV SPICES	CS/R1372/308/2014
058	R KUMARESAN	CR.	320.700	320.700	1300.00	416910.00	1755.00	4186.70	JEYAN TRADING COMPANY	CS/10138/461/2014
059	VEERA RAJAN	CR.16670/80	292.300	292.300	1222.00	357190.60	1649.70	3588.40	MAHESH TRADING COMPANY	CS/M1425/136/2014
060	JAYANTHI SEEMAN	CR.G4-18365/1	245.800	245.800	1214.00	298401.20	1638.90	3000.40	PARAMOUNT TRADING COMPANY	P774/506
061	RAJA PRIYAN	CR.	213.300	213.300	1312.00	279849.60	1771.20	2816.20	DEEPA SPICES	0311/908
062	VARKEY CHACKO	CR.25293/03/H	286.100	286.100	1266.00	362202.60	1709.10	3639.10	JJ SPICES	CS/J961/341/2014
063	R SAKTHIVEL	CR.12702	537.300	537.300	1220.00	655506.00	1647.00	6571.50	PULIMOOTTIL SPICES	10257
064	JAYAKUMAR VV	CR.	311.500	311.500	1302.00	405573.00	1757.70	4073.30	SVS GHANAVEL COMPANY	APLD
065	J UDHAYA BASKARAN	CR.15326/15	349.200	349.200	1219.00	425674.80	1645.70	4273.20	GOLDEN TRADING COMPANY	G489/603
066	SURYA KUMAR	CR.	257.500	257.500	1292.00	332690.00	1744.20	3344.30	SOUTH INDIAN GREEN	S1421/74
067	VIJAYALAKSHMI	CR.	248.700	248.700	1288.00	320325.60	1738.80	3220.60	SOUTH INDIAN GREEN	S1421/74
068	F MOHAMED FATHIMA	CR.	235.000	235.000	1222.00	287170.00	1649.70	2888.20	GOLDEN TRADING COMPANY	G489/603
069	PR SARADADEEPA	CR.664/05/H1	244.100	244.100	1256.00	306589.60	1695.60	3082.90	SVS GHANAVEL COMPANY	APLD
070	PR SARADADEEPA	CR.664/05/H1	256.000	256.000	1260.00	322560.00	1701.00	3242.60	SVS GHANAVEL COMPANY	APLD
071	THOMAS MATHEW	CR.	232.100	232.100	1354.00	314263.40	1827.90	3160.90	JEYAM TRADING COMPANY	CS/10138/461/2014
072	THOMAS MATHEW	CR.	240.700	240.700	1485.00	357439.50	2004.80	3594.40	PERIYANDAVAR SPICES	CS/10620/517/2014
073	THOMAS MATHEW	CR.	143.600	143.600	1507.00	216405.20	2034.50	2184.40	GURUNAKU SPICES	APLD
074	CHANDRA SEKARAN NAIR	CR.	248.000	248.000	1324.00	328352.00	1787.40	3301.40	GOLDEN ESTUARY TRADING	APLD
075	A RAMYA	CR.	217.200	217.200	1210.00	262812.00	1633.50	2644.50	GOLDEN TRADING COMPANY	G489/603
076	CHANDRA SEKARAN NAIR	CR.	320.400	320.400	1514.00	485085.60	2043.90	4871.30	SOUTH INDIAN GREEN	S1421/74
077	SAM KURIAN	CR.618/05/H1	500.700	500.700	1215.00	608350.50	1640.30	6099.90	PARAMOUNT TRADING COMPANY	P774/506
078	SAM KURIAN	CR.618/05/H1	486.300	486.300	1214.00	590368.20	1638.90	5920.10	PARAMOUNT TRADING COMPANY	P774/506
079	SB SANK	CR.21383/88	318.600	318.600	1356.00	432021.60	1830.60	4338.50	SB BHAGAWAN AND COMPANY	S1494
080	S AVINASH	CR.13467/76	144.000	144.000	1650.00	237600.00	2227.50	2398.30	SB BHAGAWAN AND COMPANY	S1494
081	B MOHAMED SALEEM	CR.	384.900	384.900	1291.00	496905.90	1742.90	4986.50	JDS SPICES	CS/J993/396/2014
082	B MOHAMED SALEEM	CR.	384.300	384.300	1302.00	500358.60	1757.70	5021.20	SOUTH INDIAN GREEN	S1421/74
083	B NAINAR MOHAMED	CR.	300.000	300.000	1329.00	398700.00	1794.20	4004.90	MAS ENTERPRISES LTD	M048
084	B JASIMA YASHIN	CR.	439.100	439.100	1238.00	543605.80	1671.30	5452.80	JEYAM TRADING COMPANY	CS/10138/461/2014
085	MOHAMED NIZAM	CR.	381.600	381.600	1274.00	486158.40	1719.90	4878.80	JDS SPICES	CS/J993/396/2014
086	N SANTHANAA SRI	CR.G4/429/15	274.100	274.100	1244.00	340980.40	1679.40	3426.60	ISWARYA CARDAMOM COMPANY	APLD
087	N SANTHANAA SRI	CR.G4/429/15	265.700	265.700	1251.00	332390.70	1688.90	3340.80	JJ SPICES	CS/J961/341/2014
088	S SEERIN SULTHANA	CR.	352.700	352.700	1314.00	463447.80	1773.90	4652.20	DEEPA SPICES	0311/908
089	S SEERIN SULTHANA	CR.	356.000	356.000	1323.00	470988.00	1786.10	4727.70	HIGHRANGE SPICES	S246
090	A VIJAYA	CR.26431/94	311.700	311.700	1258.00	392118.60	1698.30	3938.20	PRIMCE SPICES	APLD
091	N PRITHIVIRAJ	CR.G4-644/15	291.100	291.100	1210.00	352231.00	1633.50	3538.60	MURUGAN TRADING COMPANY	CS/10259/473/2014
092	N PRITHIVIRAJ	CR.G4-644/15	306.300	306.300	1208.00	370010.40	1630.80	3716.40	GOLDEN TRADING COMPANY	G489/603

See rules 5(2) and 10(1)(R)

## Auction Report

(Separate report should be furnished for auctioning of cardamom received from (1) Planter (2) Dealer)

Spices Board licence number: MKT-AUC/CS/S1421/000

SEASON: 2018 - 2019

Maximum Price: Rs. 1650.00

Auction No.: 16

Minimum Price: Rs. 892.00

Date of auction: 17/09/2018

Average Price: Rs. 1259.17

Sl. No.	Name and full address of the planter/dealer	Estate Registration #/Board licence#	Qty put for auction	Qty sold (kgs)	Rate Rs./kg	value (Rs.)	Sample Refund (Rs.)	Commission (Rs.)	Name and full address of bidder	Spices Board licence number
1	2	3	4	5	6	7	8	9	10	11
093	N PRITHIVIRAJ	CR.64-644/15	297.300	297.300	1210.00	359733.00	1633.50	3613.70	MAHESH TRADING COMPANY	CS/M1425/136/2014
094	R VASANTHAN	CR.15737/15/H	149.700	149.700	1249.00	186975.30	1686.20	1886.60	SOUTH INDIAN GREEN	S1421/74
095	R VASANTHAN	CR.15737/15/H	182.600	182.600	1254.00	228980.40	1692.90	2306.70	SOUTH INDIAN GREEN	S1421/74
096	R VASANTHAN	CR.15737/15/H	192.700	192.700	1234.00	237791.80	1665.90	2394.60	SOUTH INDIAN GREEN	S1421/74
097	R VASANTHAN	CR.15737/15/H	224.400	224.400	1228.00	275563.20	1657.80	2772.20	PULIMOOTTIL SPICES	10257
098	T LAVANYA	CR.25935/03/H	159.200	159.200	1198.00	190721.60	1617.30	1923.40	MAHESH TRADING COMPANY	CS/M1425/136/2014
099	MOHAMED NIZAM	CR.	345.200	345.200	1268.00	437713.60	1711.80	4394.30	MAS ENTERPRISES LTD	M048
100	K GOPALAN	CR.	389.600	389.600	1282.00	499467.20	1730.70	5012.00	SOUTH INDIAN GREEN	S1421/74
101	GUNAVATHI AMMAL	CR.	344.300	344.300	1222.00	420734.60	1649.70	4223.80	DINESH ISHAN GLOBAL	CS/0768/391/2014
102	GUNAVATHI AMMAL	CR.	395.400	395.400	1219.00	481992.60	1645.70	4836.40	DINESH ISHAN GLOBAL	CS/0768/391/2014
103	GUNAVATHI AMMAL	CR.	383.500	383.500	1221.00	468253.50	1648.40	4699.00	MAHESH TRADING COMPANY	CS/M1425/136/2014
104	CHANDRA MOHAH	CR.	247.300	247.300	1302.00	321984.60	1757.70	3237.40	EVEREST INTERNATIONAL	E443
105	S VIJAYAKUMAR	CR.	356.100	356.100	1293.00	460437.30	1745.60	4621.80	MAS ENTERPRISES LTD	M048
106	KERALA SPICES MARKET	GSTIN.32ALQPG	468.000	468.000	1378.00	644904.00	1860.30	6467.60	SAKTHI MASALA PRIVATE LTD	SH19
107	KERALA SPICES MARKET	GSTIN.32ALQPG	432.500	432.500	1378.00	595985.00	1860.30	5978.50	SAKTHI MASALA PRIVATE LTD	SH19
108	PC MATHEW	CR.	159.700	159.700	1464.00	233800.80	1976.40	2357.80	MAS ENTERPRISES LTD	M048
109	VE CHANDRASEKARAN	CR.	392.600	392.600	1273.00	499779.80	1718.60	5015.00	JJ SPICES	CS/J961/341/2014
110	JOSEPH MATHEW	CR.	502.100	502.100	1244.00	624612.40	1679.40	6262.90	JAYA SPICES	CS/J1020/443/2014
111	JOSEPH MATHEW	CR.	511.200	511.200	1249.00	638488.80	1686.20	6401.80	JDS SPICES	CS/J993/396/2014
112	K SHAMUGA	CR.	365.700	365.700	1202.00	439571.40	1622.70	4411.90	MAHESH TRADING COMPANY	CS/M1425/136/2014
113	JOBIN GEORGE	CR.	211.600	211.600	1280.00	270848.00	1728.00	2725.80	PERIYANDAVAR SPICES	CS/10620/517/2014
114	K SAKTHISREE	CR.	313.000	313.000	1270.00	397510.00	1714.50	3992.20	SVS GNANAVEL COMPANY	APLD
115	P SELVI	CR.19131/85	423.000	423.000	1252.00	529596.00	1690.20	5312.90	HIGHRANGE SPICES	S246
116	JOSEPH JOSE	CR.	143.500	143.500	1204.00	172774.00	1625.40	1744.00	GOLDEN TRADING COMPANY	G489/603
117	JOSEPH JOSE	CR.	222.500	222.500	1252.00	278570.00	1690.20	2802.60	VASANTH TRADERS	CS/10766/561/2014
118	LS PARTHIPAN	CR.	135.000	135.000	1350.00	182250.00	1822.50	1840.70	JDS SPICES	CS/J993/396/2014
119	MTS TRADING COMPANY	GSTIN.32EJHPS	256.600	256.600	1441.00	369760.60	1945.40	3717.10	MAS ENTERPRISES LTD	M048
120	TS SATHYAMOORTHY	CR.	503.500	503.500	1340.00	674690.00	1809.00	6765.00	MAS ENTERPRISES LTD	M048
121	ABEY MATHEW	CR.	616.600	616.600	1250.00	770750.00	1687.50	7724.40	ISWARYA CARDAMOM COMPANY	APLD
122	LS PARTHIPAN	CR.	307.800	307.800	1310.00	403218.00	1768.50	4049.90	SHRI CARDAMOM TRADING	CS/S3366/432/2014
123	LS PARTHIPAN	CR.	210.000	210.000	1323.00	277830.00	1786.10	2796.20	HIGHRANGE SPICES	S246
124	TP THOMAS	CR.	476.900	476.900	1248.00	595171.20	1684.80	5968.60	JEYAM SPICES TRADING	APLD
125	ELSAMMA JOHN	CR.	225.600	225.600	1226.00	276585.60	1655.10	2782.40	JAYAN TRADERS	APLD
126	KS JOHN	CR.	219.600	219.600	1434.00	314906.40	1935.90	3168.40	GOLDEN ESTUARY TRADING	APLO
127	R SUDARSANAM	CR.17287/82	282.200	282.200	1222.00	344848.40	1649.70	3465.00	ADHINITHI EXPORTERS	CS/10600/509/2014
128	S RAJENDRAN	CR.20110/86	342.300	342.300	1290.00	441567.00	1741.50	4433.10	MAS ENTERPRISES LTD	M048
129	S RAJENDRAN	CR.20110/86	346.400	346.400	1270.00	439928.00	1714.50	4416.40	SRI SANY SPICES	APLD
130	R NITHISH KANNAN	CR.64-334/15	269.300	269.300	1210.00	325853.00	1633.50	3274.90	ADHINITHI EXPORTERS	CS/10600/509/2014
131	KT JOSEPH	GSTIN.32AEMPJ	289.300	289.300	1206.00	348895.80	1628.10	3505.20	ALIYA SPICES	10268
132	KT JOSEPH	GSTIN.32AEMPJ	239.700	239.700	1353.00	324314.10	1826.60	3261.40	SAKTHI MASALA PRIVATE LTD	SH19
133	K JEYASEELAN	CR.23271/12/H	232.400	232.400	1298.00	301655.20	1752.30	3034.10	GURUNAK SPICES	APLD
134	J JAYAVEL	CR.23273/12/H	334.000	334.000	1311.00	437874.00	1769.90	4396.40	MAS ENTERPRISES LTD	M048
135	G KARTHIK	CR.216/06	238.100	238.100	1212.00	288577.20	1636.20	2902.10	JAI AGENCIES	CS/J942/309/2014
136	KOTTAICHAMY	CR.	207.000	207.000	1253.00	259371.00	1691.60	2610.60	JDS SPICES	CS/J993/396/2014
137	K AHAMED MEERAN	CR.	492.600	492.600	1202.00	592105.20	1622.70	5937.30	GOLDEN TRADING COMPANY	G489/603
138	V5 RAMAKRISHNAN	CR.16365/79	164.300	164.300	1248.00	205046.40	1684.80	2067.30	JDS SPICES	CS/J993/396/2014

## FORM C

See rules 5(2) and 10(1)(R)

## Auction Report

(Separate report should be furnished for auctioning of cardamom received from (1) Planter (2) Dealer)

Spices Board licence number: MKT-AUC/CS/s1421/000

SEASON: 2018 - 2019

Maximum Price:Rs. 1650.00

Auction No.: 16

Minimum Price:Rs. 892.00

Date of auction: 17/09/2018

Average Price:Rs. 1259.17

Sl. No.	Name and full address of the planter/dealer	Estate Registration #/Board licence#	Qty put for auction	Qty sold (kgs)	Rate Rs./kg	Value (Rs.)	Sample Refund (Rs.)	Commission (Rs.)	Name and full address of bidder	Spices Board licence number
1	2	3	4	5	6	7	8	9	10	11
139	VDR SPICES	GSTIN.32CMBPD	489.300	489.300	1215.00	594499.50	1640.30	5961.40	PULIMOOTTIL SPICES	10257
140	VDR SPICES	GSTIN.32CMBPD	249.700	249.700	1478.00	369056.60	1995.30	3710.50	SAKTHI MASALA PRIVATE LTD	SH19
141	KM VIJAYAN	CR.	280.400	280.400	1230.00	344892.00	1660.50	3465.50	SOUTH INDIAN GREEN	S1421/74
142	KM VIJAYAN	CR.	225.600	225.600	1470.00	331632.00	1984.50	3336.20	JDS SPICES	CS/3993/396/2014
143	M SELVARATHI	CR.3806/15	478.300	478.300	1317.00	629921.10	1778.00	6317.00	JDS SPICES	CS/3993/396/2014
144	JJ SPICES	GSTIN.32ALXPJ	391.600	391.600	1485.00	581526.00	2004.80	5835.30	SAKTHI MASALA PRIVATE LTD	SH19
145	D POONKODI	CR.	145.400	145.400	1298.00	188729.20	1752.30	1904.80	SOUTH INDIAN GREEN	S1421/74
146	TAS HILL PLANTATIONS	GSTIN.32AACCT	378.600	378.600	1495.00	566007.00	2018.30	5680.30	MAS ENTERPRISES LTO	M048
147	SAVITHA K MAIR	CR.	223.500	223.500	1449.00	323851.50	1956.20	3258.10	MAS ENTERPRISES LTO	M048
148	SHALAT P FRANCISE	CR.	449.900	449.900	1202.00	540779.80	1622.70	5424.00	ADHINITHI EXPORTERS	CS/10600/509/2014
149	SHALAT P FRANCISE	CR.	394.100	394.100	1370.00	539917.00	1849.50	5417.70	SVS GNANAVEL COMPANY	APLD
150	M NAGARAJAN	CR.	451.500	451.500	1252.00	565278.00	1690.20	5669.70	SUBHA DHIVYA SPICES	APLD
151	J VEERAMUTHU	CR.	454.500	454.500	1265.00	574942.50	1707.80	5766.50	PERIYANDAVAR SPICES	CS/10620/517/2014
152	S VEERAKAMU	CR.	502.900	502.900	1264.00	635665.60	1706.40	6373.70	PERIYANDAVAR SPICES	CS/10620/517/2014
153	GEORGE VARGHESE	CR.	330.000	330.000	1268.00	418440.00	1711.80	4201.50	PR SPICES	CS/P1128/280/2014
154	GEORGE VARGHESE	CR.	361.000	361.000	1270.00	458470.00	1714.50	4601.80	GOLDOEN ESTUARY TRADING	APLD
155	PULIMOOTTIL SPICES	GSTIN.32BZBPG	385.500	385.500	1404.00	541242.00	1895.40	5431.40	SAKTHI MASALA PRIVATE LTD	SH19
156	T RAJKUMAR	CR.	481.200	481.200	1230.00	591876.00	1660.50	5935.40	SAKTHI SELVI TRADERS	APLD
157	ANTHRAYOSE	CR.	320.800	320.800	1344.00	431155.20	1814.40	4329.70	GOLDEN ESTUARY TRADING	APLD
158	MINI ROGI	CR.	313.100	313.100	1348.00	422058.80	1819.80	4238.80	SOUTH INDIAN GREEN	S1421/74
159	ROGI ABRAHAM	CR.	317.600	317.600	1352.00	429395.20	1825.20	4312.20	GOLDEN ESTUARY TRADING	APLD
160	SUMITHRA	CR.	362.000	362.000	1350.00	488700.00	1822.50	4905.20	HIGHRANGE SPICES	S246
161	ROBIN K JOSE	CR.	251.000	251.000	1255.00	315005.00	1694.30	3167.00	SOUTH INDIAN GREEN	S1421/74
162	BRUNDAVATHI	CR.	200.400	200.400	1264.00	253305.60	1706.40	2550.10	EVEREST INTERNATIONAL	E443
163	MOHAMED THAMEEMUL AN	CR.502/08/H1	337.100	337.100	1282.00	432162.20	1730.70	4338.90	EVEREST INTERNATIONAL	E443
164	PRINCE SPICES	GSTIN.32BCKPV	321.100	321.100	1424.00	457246.40	1922.40	4591.70	MAS ENTERPRISES LTO	M048
165	CV MATHAI	CR.5048/16	593.400	593.400	1204.00	714453.60	1625.40	7160.80	SUBHA DHIVYA SPICES	APLD
166	SAM KURIAN	CR.618/05/H1	505.900	505.900	1214.00	614162.60	1638.90	6158.00	ADHINITHI EXPDRTERS	CS/10600/509/2014
167	SAM KURIAN	CR.618/05/H1	494.000	494.000	1212.00	598728.00	1636.20	6003.60	DINESH ISHAN GLOBAL	CS/D768/391/2014
168	GEORGE KURIAN	CR.581/05/H1	490.500	490.500	1214.00	595467.00	1638.90	5971.10	LACHUS SPICES	CS/10396/493/2014
169	TS BABY	CR.	221.800	221.800	1196.00	265272.80	1614.60	2668.90	DINESH ISHAN GLOBAL	CS/D768/391/2014
170	AHAMED KABEER	CR.	289.700	289.700	1274.00	369077.80	1719.90	3708.00	PERIYANDAVAR SPICES	CS/10620/517/2014
171	INNOCENT JOHN	CR.	300.700	300.700	1340.00	402938.00	1809.00	4047.50	GOLDEN ESTUARY TRADING	APLD
172	R SUDARSANAM	CR.17287/82	230.400	230.400	1202.00	276940.80	1622.70	2785.60	PJ THOMAS & CO	T045/513
173	R SUDARSANAM	CR.17287/82	282.700	282.700	1214.00	343197.80	1638.90	3448.40	VASANTH TRADERS	CS/10766/561/2014
174	RS MANAVALAN	CR.	395.700	395.700	1218.00	481962.60	1644.30	4836.10	SAKTHI SELVI TRADERS	APLD
175	KT JOSEPH	GSTIN.32AEMPJ	255.500	255.500	1210.00	309155.00	1633.50	3107.90	DINESH ISHAN GLOBAL	CS/D768/391/2014
176	RENJUMON	CR.	268.400	268.400	1269.00	340599.60	1713.20	3423.10	GOLDEN ESTUARY TRADING	APLD
177	MATHEW ANTONY	CR.	100.400	100.400	1228.00	123291.20	1657.80	1249.50	DEEPA SPICES	D311/908
178	THOMAS JOSEPH	CR.21603/89	523.300	523.300	1228.00	642612.40	1657.80	6442.70	PLANTATION FRESH SPICE	P881
179	N RAMANATHAN	CR.	364.600	364.600	1208.00	440436.80	1630.80	4420.70	DINESH ISHAN GLOBAL	CS/D768/391/2014
180	N KALAVALLI	CR.	340.600	340.600	1216.00	414169.60	1641.60	4158.10	SHRI CARDAMM TRADING	CS/S3366/432/2014
181	PA RAMASUBRAMANYA RA	CR.19347/86	509.500	509.500	1226.00	624647.00	1655.10	6263.00	SOUTH INDIAN GREEN	S1421/74
182	VARGHESE	CR.	467.100	467.100	1248.00	582940.80	1684.80	5846.30	SOUTH INDIAN GREEN	S1421/74
183	VATTAPARAMBIL TWINS	GSTIN.32BMPPM	513.100	513.100	1266.00	649584.60	1709.10	6512.90	RAGHAV SPICES	CS/R1372/308/2014
184	H MOHAMED ALI	CR.	203.500	203.500	1314.00	267399.00	1773.90	2691.70	DEEPA SPICES	D311/908

See rules 5(2) and 10(1)(R)

## Auction Report

(Separate report should be furnished for auctioning of cardamom received from (1) Planter (2) Dealer)

Spices Board licence number: MKT-AUC/CS/S1421/000

SEASON: 2018 - 2019

Maximum Price: Rs. 1650.00

Auction No.: 16

Minimum Price: Rs. 892.00

Date of auction: 17/09/2018

Average Price: Rs. 1259.17

Sl. No.	Name and full address of the planter/dealer	Estate registration #/Board licence#	Qty put for auction	Qty sold (kgs)	Rate Rs./kg	Value (Rs.)	Sample Refund (Rs.)	Commission (Rs.)	Name and full address of bidder	Spices Board licence number
1	2	3	4	5	6	7	8	9	10	11
185	VDR SPICES	GSTIN.32CMBPD	213.300	213.300	1437.00	306512.10	1940.00	3084.50	SAKTHI MASALA PRIVATE LTD	SH19
186	KM VIJAYAN	CR.	288.300	288.300	1194.00	344230.20	1611.90	3458.40	MAHESH TRADING COMPANY	CS/M1425/136/2014
187	R RAJENDRAN	CR.	436.400	436.400	1418.00	618815.20	1914.30	6207.30	MAS ENTERPRISES LTD	M048
188	MARY MATHAI	GSTIN.32ADMPM	437.400	437.400	1220.00	533628.00	1647.00	5352.80	JDS SPICES	CS/J993/396/2014
189	RIYA SPICES	GSTIN.32GXPPS	463.500	463.500	1200.00	556200.00	1620.00	5578.20	MAHESH TRADING COMPANY	CS/M1425/136/2014
190	TAS HILL PLANTATIONS	GSTIN.32AACCT	360.900	360.900	1440.00	519696.00	1944.00	5216.40	MAS ENTERPRISES LTD	M048
191	JJ SPICES	GSTIN.32ALXPJ	350.100	350.100	1450.00	507645.00	1957.50	5096.00	SVS GNANAVEL COMPANY	APLD
192	JJ SPICES	GSTIN.32ALXPJ	353.300	353.300	1457.00	514758.10	1967.00	5167.30	SVS GNANAVEL COMPANY	APLD
193	SAJAN GEORGE	CR.22090/91	530.300	530.300	1222.00	648026.60	1649.70	6496.80	PARAMOUNT TRADING COMPANY	P774/506
194	PULIMOOTTIL SPICES	GSTIN.32BZBPG	424.300	424.300	1448.00	614386.40	1954.80	6163.40	SVS GNANAVEL COMPANY	APLD
195	KOCHERA SPICES	GSTIN.32AEGPK	270.700	270.700	1342.00	363279.40	1811.70	3650.90	SVS GNANAVEL COMPANY	APLD
196	LS PARTHIPAN	CR.	150.200	150.200	1382.00	207576.40	1865.70	2094.40	RAGHAV SPICES	CS/R1372/308/2014
197	LS PARTHIPAN	CR.	168.000	168.000	1236.00	207648.00	1668.60	2093.20	SHRI CARDAMOM TRADING	CS/S3366/432/2014
198	VAYALIL SPICES	GSTIN.32AUKPK	329.200	329.200	1201.00	395369.20	1621.40	3969.90	DINESH ISHAN GLOBAL	CS/D768/391/2014
199	VAYALIL SPICES	GSTIN.32AUKPK	331.300	331.300	1204.00	398885.20	1625.40	4005.10	GOLDEN TRADING COMPANY	G489/603
200	PV THOMAS	CR.	366.400	366.400	1233.00	451771.20	1664.60	4534.40	SOUTH INDIAN GREEN	S1421/74
201	PULIMOOTTIL SPICES	GSTIN.32BZBPG	222.500	222.500	1244.00	276790.00	1679.40	2784.70	HIGHRANGE SPICES	S246
202	ABRAHAM THOMAS	CR.	215.900	215.900	1250.00	269875.00	1687.50	2715.60	EVEREST INTERNATIONAL	E443
203	RANA THOMAS	CR.12660/14/H	217.700	217.700	1374.00	299119.80	1854.90	3009.70	SVS GNANAVEL COMPANY	APLD
204	MURUGAN	CR.	202.200	202.200	1464.00	296020.80	1976.40	2980.00	GOLDEN ESTUARY TRADING	APLD
205	PV THOMAS	CR.	263.200	263.200	1377.00	362426.40	1859.00	3642.90	SOUTH INDIAN GREEN	S1421/74
206	UMAR HATHAF	CR.	333.000	333.000	1229.00	409257.00	1659.20	4109.20	JAI AGENCIÉS	CS/J942/309/2014
207	VK PRAKASH	CR.	321.600	321.600	1201.00	386241.60	1621.40	3878.60	GOLDEN TRADING COMPANY	G489/603
208	S RAMESH	CR.	393.400	393.400	1274.00	501191.60	1719.90	5029.10	JDS SPICES	CS/J993/396/2014
209	N KARUNAKARAN	CR.	496.900	496.900	1354.00	672802.60	1827.90	6746.30	SHRI CARDAMOM TRADING	CS/S3366/432/2014
210	TAS HILL PLANTATIONS	GSTIN.32AACCT	461.700	461.700	1238.00	571584.60	1671.30	5732.60	JDS SPICES	CS/J993/396/2014
211	P JEYABALAKRISHNAN	CR.	193.000	193.000	1282.00	247426.00	1730.70	2491.60	SOUTH INDIAN GREEN	S1421/74
212	A SULTHAN MOHIDEEN	CR.	531.900	531.900	1232.00	655300.80	1663.20	6569.60	PARAMOUNT TRADING COMPANY	P774/506
213	THANKACHAN	CR.	113.300	113.300	1304.00	147743.20	1760.40	1495.00	HIGHRANGE SPICES	S246
214	MK RAJAN	CR.	214.300	214.300	1316.00	282018.80	1776.60	2838.00	RAGHAV SPICES	CS/R1372/308/2014
215	JOJI THOMAS	CR.	357.700	357.700	1278.00	457140.60	1725.30	4588.70	JJ SPICES	CS/J961/341/2014
216	TAS HILL PLANTATIONS	GSTIN.32AACCT	446.900	446.900	1286.00	574713.40	1736.10	5764.50	GOLDEN ESTUARY TRADING	APLD
217	TAS HILL PLANTATIONS	GSTIN.32AACCT	451.000	451.000	1284.00	579084.00	1733.40	5808.20	SOUTH INDIAN GREEN	S1421/74
218	K KARTHIKEYAN	CR.17261/15	499.300	499.300	1226.00	612141.80	1655.10	6138.00	PARAMOUNT TRADING COMPANY	P774/506
219	ROSILY BABY	CR.	259.000	259.000	1202.00	311318.00	1622.70	3129.40	VASANTH TRADERS	CS/10766/561/2014
220	KK THOMAS	CR.	202.300	202.300	1224.00	247615.20	1652.40	2492.70	EVEREST INTERNATIONAL	E443
221	ELSAMMA THOMAS	CR.	178.000	178.000	1292.00	229976.00	1744.20	2317.20	SOUTH INDIAN GREEN	S1421/74
222	R NAZIRUDEEN	CR.	344.200	344.200	1232.00	424054.40	1663.20	4257.20	NIMM EXPORTS	CS/N825/221/2014
223	AVR TRADERS	GSTIN.32ARCPT	130.300	130.300	1272.00	165741.60	1717.20	1674.60	JJ SPICES	CS/J961/341/2014
224	PRASANTH MATHEW	CR.	169.700	169.700	1250.00	212125.00	1687.50	2138.10	PRINCE SPICES	APLD
225	JAYAKUMAR	CR.	286.500	286.500	1226.00	351249.00	1655.10	3529.00	PARAMOUNT TRADING COMPANY	P774/506
226	R MANJULA	CR.	299.900	299.900	1290.00	386871.00	1741.50	3886.10	ISWARYA CARDAMOM COMPANY	APLD
227	R MANJULA	CR.	352.400	352.400	1288.00	453891.20	1738.80	4556.30	SOUTH INDIAN GREEN	S1421/74
228	R SUDARSANAM	CR.17287/82	231.100	231.100	1218.00	281479.80	1644.30	2831.20	MAHESH TRADING COMPANY	CS/M1425/136/2014
229	R SUDARSANAM	CR.17287/82	237.900	237.900	1214.00	288810.60	1638.90	2904.50	MAHESH TRADING COMPANY	CS/M1425/136/2014
230	THARANI TRADERS	GSTIN.33BIYPA	411.100	411.100	1190.00	489209.00	1606.50	4908.20	AAA SPICES	10179



## FORM C

See rules 5(2) and 10(1)(R)

## Auction Report

(Separate report should be furnished for auctioning of cardamom received from (1) Planter (2) Dealer)

Spices Board licence number: MKT-AUC/CS/S1421/000

SEASON: 2018 - 2019

Maximum Price: Rs. 1650.00

Auction No.: 16

Minimum Price: Rs. 892.00

Date of auction: 17/09/2018

Average Price: Rs. 1259.17

Sl. No.	Name and full address of the planter/dealer	Estate Registration #/Board licence#	Qty put for auction	Qty sold (kgs)	Rate Rs./kg	Value (Rs.)	Sample Refund (Rs.)	Commission (Rs.)	Name and full address of bidder	Spices Board licence number
1	2	3	4	5	6	7	8	9	10	11
231	J SANTHAOEVI	CR. 21818/14/H	399.300	399.300	1242.00	495930.60	1676.70	4976.10	THARANI TRADERS	CS/10185/468/2014
232	K LEELAVATHI	CR.	362.300	362.300	1270.00	460121.00	1714.50	4618.40	GOLDEN ESTUARY TRADING	APLD
233	N EASWARI	CR.	251.000	251.000	1241.00	311491.00	1675.40	3131.70	SRI SAMY SPICES	APLD
234	C CHITHRA	CR.	438.100	438.100	1212.00	530977.20	1636.20	5326.10	ADHINITHI EXPDRTS	CS/10600/509/2014
235	KG SASI	CR.	280.600	280.600	1360.00	381616.00	1836.00	3834.50	JDS SPICES	CS/3993/396/2014
236	REJI MATHEW	CR.	320.200	320.200	1214.00	388722.80	1638.90	3903.60	SHREE VINAYAKA TRADERS	APLD
237	VDR SPICES	GSTIN.32CMBPD	277.600	277.600	1327.00	368375.20	1791.50	3701.70	EVEREST INTERNATIONAL	E443
238	VDR SPICES	GSTIN.32CMBPD	302.400	302.400	1332.00	402796.80	1798.20	4046.00	EVEREST INTERNATIONAL	E443
239	PRINCE SPICES	GSTIN.32BCKPV	270.800	270.800	1368.00	370454.40	1846.80	3723.00	GOLDEN ESTUARY TRADING	APLD
240	TAS HILL PLANTATIONS	GSTIN.32AACCT	306.200	306.200	1434.00	439090.80	1935.90	4410.30	SAKTHI MASALA PRIVATE LTD	SH19
241	NAGARAJAN	CR.	246.400	246.400	1381.00	340278.40	1864.40	3421.40	JDS SPICES	CS/3993/396/2014
242	BIPINNATH G	CR. 1995/06/H1	197.500	197.500	1218.00	240555.00	1644.30	2422.00	AMRIT SPICES	CS/A2623/148/2014
243	MARY MATHAI	GSTIN.32ADMPM	222.300	222.300	1458.00	324113.40	1968.30	3260.80	SARKTHI MASALA PRIVATE LTD	SH19
244	EB SIKKAYA GOUDER	CR.	136.900	136.900	1208.00	165375.20	1630.80	1670.10	MAHESH TRADING COMPANY	CS/M1425/136/2014
245	SISAMMA YDHANAN	CR.	160.400	160.400	1498.00	240279.20	2022.30	2423.00	PR SPICES	CS/P1128/280/2014
246	TAS HILL PLANTATIONS	GSTIN.32AACCT	358.000	358.000	1276.00	456808.00	1722.60	4585.30	SOUTH INDIAN GREEN	S1421/74
247	TAS HILL PLANTATIONS	GSTIN.32AACCT	284.100	284.100	1406.00	399444.60	1898.10	4013.40	SAKTHI MASALA PRIVATE LTD	SH19
248	KD THDMAS	GSTIN.32ALZPD	402.100	402.100	1230.00	494583.00	1660.50	4962.40	SAMEX INDIA PRIVATE	CS/10189/470/2014
249	GEDRGE KURIAN	CR. 581/05/H1	440.200	440.200	1206.00	530881.20	1628.10	5325.10	KANPUR SHIVASANKAR SPICES	APLD
250	GEDRGE KURIAN	CR. 581/05/H1	446.700	446.700	1196.00	534253.20	1614.60	5358.70	MAHESH TRADING COMPANY	CS/M1425/136/2014
251	GEORGE KURIAN	CR. 581/05/H1	403.000	403.000	1202.00	484406.00	1622.70	4860.30	KANPUR SHIVASANKAR SPICES	APLD
252	TAS HILL PLANTATIONS	GSTIN.32AACCT	351.200	351.200	1387.00	487114.40	1872.50	4889.90	SVS GNANAVEL COMPANY	APLD
253	TAS HILL PLANTATIONS	GSTIN.32AACCT	381.300	381.300	1375.00	524287.50	1856.30	5261.40	SVS GNANAVEL COMPANY	APLD
254	BENNY MATHEW	CR.	374.000	374.000	1230.00	460020.00	1660.50	4616.80	SAMEX INDIA PRIVATE	CS/10189/470/2014
255	AVR TRADERS	GSTIN.32ARCPT	396.900	396.900	1224.00	485805.60	1652.40	4874.60	NIMM EXPDRTS	CS/N825/221/2014
256	J SIVAKAMI	CR.	252.300	252.300	1240.00	312852.00	1674.00	3145.30	JAI AGENCIES	CS/3942/309/2014
257	BENNY MATHEW	CR.	355.300	355.300	1234.00	438440.20	1665.90	4401.10	SAMEX INDIA PRIVATE	CS/10189/470/2014
258	PALANICHAMY	CR.	544.800	544.800	1366.00	744196.80	1844.10	7460.40	MAS ENTERPRISES LTD	M048
259	ESWARI	CR.	530.200	530.200	1365.00	723723.00	1842.80	7255.70	SAMEX INDIA PRIVATE	CS/10189/470/2014
260	M ZIAUDEEN	CR. 25611/94	556.500	556.500	1206.00	671139.00	1628.10	6727.70	MAHESH TRADING COMPANY	CS/M1425/136/2014
261	PR GOPI	CR.	409.600	409.600	1355.00	555008.00	1829.30	5568.40	SHRI CARDAMOM TRADING	CS/S3366/432/2014
262	PR GOPI	CR.	417.200	417.200	1359.00	566974.80	1834.70	5688.10	GOLDEN ESTUARY TRADING	APLD
263	MUBARAK ALI	CR.	405.800	405.800	1363.00	553105.40	1840.10	5549.50	MAS ENTERPRISES LTD	M048
264	ARUN K JOSE	CR.	194.700	194.700	1244.00	242206.80	1679.40	2438.90	SOUTH INDIAN GREEN	S1421/74
265	BINDU THOMAS	CR.	204.400	204.400	1361.00	278188.40	1837.40	2800.30	EVEREST INTERNATIONAL	E443
266	SUBBURAJ	CR.	247.400	247.400	1290.00	319146.00	1741.50	3208.90	GURUNAK SPICES	APLD
267	VALSAMMA	CR.	269.700	269.700	1331.00	358970.70	1796.90	3607.70	GOLDEN ESTUARY TRADING	APLD
268	LS PARTHIPAN	CR.	278.000	278.000	1300.00	361400.00	1755.00	3631.60	EVEREST INTERNATIONAL	E443
269	LS PARTHIPAN	CR.	283.300	283.300	1303.00	369139.90	1759.10	3709.00	MAS ENTERPRISES LTD	M048
270	MAHARAJAN	CR.	223.800	223.800	1264.00	282883.20	1706.40	2845.90	SOUTH INDIAN GREEN	S1421/74
271	YAZEEN SPICES	GSTIN.32AUFPA	244.800	244.800	1228.00	300614.40	1657.80	3022.70	JJ SPICES	CS/3961/341/2014
272	SILVIYA JOSEPH	CR.	251.800	251.800	1226.00	308706.80	1655.10	3103.60	SOUTH INDIAN GREEN	S1421/74
273	SHAMLA AZEES	CR.	201.100	201.100	1425.00	286567.50	1923.80	2884.90	MAS ENTERPRISES LTD	M048
274	GUNASEKARAN	CR.	283.400	283.400	1248.00	353683.20	1684.80	3553.70	SOUTH INDIAN GREEN	S1421/74
275	M SYED MOHAMED	CR.	462.400	462.400	1242.00	574300.80	1676.70	5759.80	GOLDEN ESTUARY TRADING	APLD
276	OL JANAKIRAMAN	CR.	236.700	236.700	1244.00	294454.80	1679.40	2961.30	SAMEX INDIA PRIVATE	CS/10189/470/2014

See rules 5(2) and 10(1)(r)

## Auction Report

(Separate report should be furnished for auctioning of cardamom received from (1) Planter (2) Dealer)

Spices Board licence number: MKT-AUC/CS/S1421/DDD

SEASON: 2018 - 2019

Maximum Price:Rs. 1650.00

Auction No.: 16

Minimum Price:Rs. 892.00

Date of auction: 17/09/2018

Average Price:Rs. 1259.17

Sl. No.	Name and full address of the planter/dealer	Estate Registration #/Board licence#	Qty put for auction	Qty sold (kgs)	Rate Rs./kg	Value (Rs.)	Sample Refund (Rs.)	Commission (Rs.)	Name and full address of bidder	Spices Board licence number
1	2	3	4	5	6	7	8	9	10	11
277	JOHNSON	CR.	460.100	460.100	1379.00	634477.90	1861.70	6363.40	MAS ENTERPRISES LTD	MD48
278	JOHNSON	CR.	461.400	461.400	1371.00	632579.40	1850.90	6344.30	MAS ENTERPRISES LTD	MD48
279	JAYAKUMAR VV	CR.	322.600	322.600	1306.00	421315.60	1763.10	4230.80	SYS GNANAVEL COMPANY	APLD
280	PK SOBHAM	CR.	413.300	413.300	1207.00	498853.10	1629.50	5004.80	KANPUR SHIVASANKAR SPICES	APLD
281	ASIFKHAN	CR.	153.500	153.500	1262.00	193717.00	1703.70	1954.20	EVEREST INTERNATIONAL	E443
282	SOMAN CB	CR.	267.300	267.300	1196.00	319690.80	1614.60	3213.10	PLANTATION FRESH SPICE	P881
283	SELVAM K	CR.	260.000	260.000	1210.00	314600.00	1633.50	3162.30	JAYAN TRADERS	APLD
284	T GIRIJA	CR.	487.500	487.500	1267.00	617662.50	1710.50	6193.70	SOUTH INDIAN GREEN	S1421/74
285	M SYED MOHAMED	CR.	283.300	283.300	1224.00	346759.20	1652.40	3484.10	AKKARAYIL TRADING COMPANY	A1084/736
286	TAS HILL PLANTATIONS	GSTIN.32AACCT	311.900	311.900	1439.00	448824.10	1942.70	4507.70	RAGHAV SPICES	CS/R1372/308/2014
287	PRINCE SPICES	GSTIN.32BCKPV	273.800	273.800	1406.00	384962.80	1898.10	3868.60	SAMEK INDIA PRIVATE	CS/10189/470/2014
288	MARY MATHAI	GSTIN.32ADMPH	148.000	148.000	1268.00	187664.00	1711.80	1893.80	SOUTH INDIAN GREEN	S1421/74
289	JOSEPH KURIAKOSE	CR.	337.900	337.900	1234.00	416968.60	1665.90	4186.30	EVEREST INTERNATIONAL	E443
290	CHANDRA MOHAN	CR.	167.400	167.400	1226.00	205232.40	1655.10	2068.90	AKKARAYIL TRADING COMPANY	A1084/736
291	ROHIT JOHN	CR.	296.500	296.500	1236.00	366474.00	1668.60	3681.40	SAMEX INDIA PRIVATE	CS/10189/470/2014
292	MOBLE THOMAS	CR.	260.200	260.200	1214.00	315882.80	1638.90	3175.20	KANPUR SHIVASANKAR SPICES	APLD
293	BINDU THOMAS	CR.	229.000	229.000	1392.00	318768.00	1879.20	3206.50	SYS GNANAVEL COMPANY	APLD
294	PC MATHEW	CR.	184.100	184.100	1231.00	226627.10	1661.90	2282.90	JAI AGENCIES	CS/J942/309/2014
295	MATHEW SCARIA	CR.	266.900	266.900	1220.00	325618.00	1647.00	3272.70	PALANI MURUGAN SPICES	APLD
296	TAS HILL PLANTATIONS	GSTIN.32AACCT	378.800	378.800	1319.00	499637.20	1780.70	5014.20	JDS SPICES	CS/J993/396/2014
297	JAMES JOSEPH ALIAS C	CR.	283.400	283.400	1266.00	358784.40	1709.10	3604.90	SOUTH INDIAN GREEN	S1421/74
298	KOCHERA SPICES	GSTIN.32AEGPK	283.600	283.600	D.00	D.00	D.00	0.00	WITH DRAWN	
299	TS SATHYADORTHY	CR.	517.000	517.000	1196.00	618332.00	1614.60	6199.50	MAHESH TRADING COMPANY	CS/M1425/136/2014
300	TAS HILL PLANTATIONS	GSTIN.32AACCT	398.100	398.100	1226.00	488070.60	1655.10	4897.30	AVR TRADERS	APLD
301	SAM KURIAN	CR.618/D5/H1	394.000	394.000	1204.00	474376.00	1625.40	4760.00	KANPUR SHIVASANKAR SPICES	APLD
302	TAS HILL PLANTATIONS	GSTIN.32AACCT	211.500	211.500	1347.00	284890.50	1818.50	2867.10	GOLDEN ESTUARY TRADING	APLD
303	TAS HILL PLANTATIONS	GSTIN.32AACCT	379.800	379.800	1226.00	465634.80	1655.10	4672.90	PLANTATION FRESH SPICE	P881
304	TAS HILL PLANTATIONS	GSTIN.32AACCT	394.300	394.300	1232.00	485777.60	1663.20	4874.40	SHRI CARDAMOM TRADING	CS/S3366/432/2014
305	TAS HILL PLANTATIONS	GSTIN.32AACCT	394.900	394.900	1461.00	576948.90	1972.40	5789.20	MAS ENTERPRISES LTD	MD48
306	NANCY WILSON	CR.	498.400	498.400	1208.00	602067.20	1630.80	6037.00	SANDIYAA EXPORTS	CS/S1920/65/2014
307	NOUSHAD AU	CR.	329.900	329.900	1348.00	444705.20	1819.80	4465.30	GOLDEN ESTUARY TRADING	APLD
308	KANATHIL TRADERS	GSTIN.32APPPH	319.900	319.900	0.00	0.00	0.00	0.00	WITH DRAWN	
309	TAS HILL PLANTATIONS	GSTIN.32AACCT	422.700	422.700	1286.00	543592.20	1736.10	5453.30	SOUTH INDIAN GREEN	S1421/74
310	TAS HILL PLANTATIONS	GSTIN.32AACCT	414.900	414.900	1294.00	536880.60	1746.90	5386.30	HIGHRANGE SPICES	S246
311	KP BALAKRISHNAN NAIR	CR.492/70	149.500	149.500	1208.00	180596.00	1630.80	1822.30	JAI AGENCIES	CS/J942/309/2014
312	VARGHESE JOSEPH	CR.	200.700	200.700	1230.00	246861.00	1660.50	2485.20	DEEPA SPICES	D311/908
313	AYUBKHAN	CR.	286.200	286.200	1238.00	354315.60	1671.30	3559.90	SHRI CARDAMOM TRADING	CS/S3366/432/2014
314	R KANDHASAMY	CR.	287.600	287.600	1212.00	348571.20	1636.20	3502.10	SRM TRADERS	CS/10038/459/2014
315	JOHNY AUGUSTINE	CR.	411.000	411.000	1218.00	500598.00	1644.30	5022.40	INDIAN SPICES	I315
316	GREEN LAND SPICES	GSTIN.32BPDPG	247.700	247.700	1361.00	337119.70	1837.40	3389.60	GOLDEN ESTUARY TRADING	APLD
317	SANDEEP	CR.	214.400	214.400	1322.00	283436.80	1784.70	2852.20	GOLDEN ESTUARY TRADING	APLD
318	HAIDAR ALI	CR.	346.800	346.800	1222.00	423789.60	1649.70	4254.40	SHRI CARDAMOM TRADING	CS/S3366/432/2014
319	M ZIAUDEEN	CR.25611/94	537.000	537.000	1217.00	653529.00	1643.00	6551.70	PARAMOUNT TRADING COMPANY	P774/506
320	TP THOMAS	CR.	417.400	417.400	1228.00	512567.20	1657.80	5142.30	JEYAM SPICES TRADING	APLD
321	BHARATHI	CR.	279.600	279.600	1253.00	350338.80	1691.60	3520.30	GURUNANAK SPICES	APLD
322	M SYED MOHAMED	CR.	154.500	154.500	1402.00	216609.00	1892.70	2185.00	GOLDEN ESTUARY TRADING	APLD

## FORM C

See rules 5(2) and 10(1)(R)

## Auction Report

(Separate report should be furnished for auctioning of cardamom received from (1) Planter (2) Dealer)

Spices Board licence number: MKT-AUC/CS/S1421/000

SEASON: 2018 - 2019

Maximum Price:Rs. 1650.00

Auction No.: 16

Minimum Price:Rs. 892.00

Date of auction: 17/09/2018

Average Price:Rs. 1259.17

Sl. No.	Name and full address of the planer/dealer	Estate Regis tration #/Bo ard licence#	Qty put for auction	Qty sold (kgs)	Rate Rs./kg	Value (Rs.)	Sample Refund (Rs.)	Comm ission (Rs.)	Name and full address of bidder	Spices Board licence number
1	2	3	4	5	6	7	8	9	10	11
323	PAVITHRA DEVI	CR. 26564/D3/H	124.500	124.500	1242.00	154629.00	1676.70	1563.10	JEYAM SPICES TRADING	APLD
324	V VIJAYAKUMAR	CR.	280.800	280.800	1187.00	333309.60	1602.50	3349.10	PAMBA ENTERPRISES	APLD
325	V NAVEEN	CR.	322.300	322.300	1192.00	384181.60	1609.20	3857.90	GOLDEN TRADING COMPANY	G489/603
326	JK SPICES	GSTIN.32BIMPS	299.100	299.100	1244.00	372080.40	1679.40	3737.60	ISWARYA CARDAMOM COMPANY	APLD
327	ARJUN	CR.	122.500	122.500	1258.00	154105.00	1698.30	1558.00	INOIAN SPICES	I315
328	SAVADESHWARAN	CR.	96.600	96.600	1272.00	122875.20	1717.20	1245.90	SANEX INDIA PRIVATE	CS/10189/470/2014
329	MARY MATHAI	GSTIN.32ADMPM	163.600	163.600	1226.00	200573.60	1655.10	2022.30	JAI AGENCIES	CS/1942/309/2014
330	THOMAS MATHEW	CR.	129.000	129.000	1210.00	156090.00	1633.50	1577.20	PR SPICES	CS/P1128/280/2014
331	MAGGI JOSE	CR.	265.000	265.000	1238.00	328070.00	1671.30	3297.40	SOUTH INDIAN GREEN	S1421/74
332	MAGGI JOSE	CR.	429.200	429.200	1254.00	538216.80	1692.90	5399.10	SOUTH INDIAN GREEN	S1421/74
333	MAGGI JOSE	CR.	404.700	404.700	1218.00	492924.60	1644.30	4945.70	KANPUR SHIVASANKAR SPICES	APLD
334	MAGGI JOSE	CR.	255.300	255.300	1208.00	308402.40	1630.80	3100.30	SOUTH INDIAN GREEN	S1421/74
335	MAGGI JOSE	CR.	279.700	279.700	1211.00	338716.70	1634.90	3403.50	PARAMOUNT TRADING COMPANY	P774/506
336	THANKAMMA ABRAHAM	CR.	384.100	384.100	1187.00	455926.70	1602.50	4575.30	PLANTATION FRESH SPICE	P881
337	JOSEPH THAMBI	CR.	503.500	503.500	1232.00	620312.00	1663.20	6219.80	VIGNESH KUMAR SPICES	APLD
338	JOSEPH THAMBI	CR.	452.600	452.600	1236.00	559413.60	1668.60	5610.80	JJ SPICES	CS/1961/341/2014
339	BENNY MATHEW	CR.	382.300	382.300	1206.00	461053.80	1628.10	4626.80	VIGNESH KUMAR SPICES	APLD
340	DENNISON ABRAHAM	CR.	372.800	372.800	1185.00	441768.00	1599.80	4433.70	PLANTATION FRESH SPICE	P881
341	P PALANICHAMY	CR.	393.500	393.500	1318.00	518633.00	1779.30	5204.10	JAI AGENCIES	CS/1942/309/2014
342	A MURUGAN	CR.	496.500	496.500	1264.00	627576.00	1706.40	6292.80	SOUTH INDIAN GREEN	S1421/74
343	M MOHAMMED HUSSAIN	CR.	294.500	294.500	1226.00	361057.00	1655.10	3627.10	JFS EXPORTS	APLD
344	M SARIFA AMMAL	CR.	297.400	297.400	1222.00	363422.80	1649.70	3650.70	JFS EXPORTS	APLD
345	RAMAMOORTHY	CR.	180.800	180.800	1236.00	223468.80	1668.60	2251.40	PRINCE SPICES	APLD
346	YAZEEN SPICES	GSTIN.32AUFPA	244.800	244.800	1267.00	310161.60	1710.50	3118.70	SUBHA DHIVYA SPICES	APLD
347	YAZEEN SPICES	GSTIN.32AUFPA	256.500	256.500	1265.00	324472.50	1707.80	3261.80	SUBHA DHIVYA SPICES	APLD
348	SHAMLA AZEES	CR.	329.000	329.000	1249.00	410921.00	1686.20	4126.10	SOUTH INDIAN GREEN	S1421/74
349	INNOCENT JOHN	CR.	277.900	277.900	1367.00	379889.30	1845.50	3817.30	GOLDEN ESTUARY TRADING	APLD
350	A HARIBASKAR	CR.	195.000	195.000	1290.00	251550.00	1741.50	2532.90	THARANI TRADERS	CS/10185/468/2014
351	SAVITHA K NAIR	CR.	313.700	313.700	1452.00	455492.40	1960.20	4574.50	GOLDEN ESTUARY TRADING	APLD
352	RIYA SPICES	GSTIN.32GXPPS	129.400	129.400	1256.00	162526.40	1695.60	1642.20	JAYA SPICES	CS/11020/443/2014
353	MARY MATHAI	GSTIN.32ADMPM	211.200	211.200	1312.00	277094.40	1771.20	2788.70	BOS NATURAL FLAVORS PVT	B639
354	JJ SPICES	GSTIN.32ALXPJ	300.400	300.400	1446.00	434378.40	1952.10	4363.30	JFS EXPORTS	APLD
355	JJ SPICES	GSTIN.32ALXPJ	354.200	354.200	1438.00	509339.60	1941.30	5112.80	SVS GNANAVEL COMPANY	APLD
356	RENJUMON	CR.	143.100	143.100	1225.00	175297.50	1653.80	1769.50	JAI AGENCIES	CS/1942/309/2014
357	JDHNY VARGHESE	CR.	197.200	197.200	1210.00	238612.00	1633.50	2402.50	VIGNESH KUMAR SPICES	APLD
358	BIJUMON XAVIER	CR.	167.600	167.600	1206.00	202125.60	1628.10	2037.50	PAMBA ENTERPRISES	APLD
359	GOPAKUMAR	CR.	237.900	237.900	1275.00	303322.50	1721.30	3050.40	BOS NATURAL FLAVORS PVT	B639
360	A & V TRADERS	GSTIN.32AERPA	206.200	206.200	1230.00	253626.00	1660.50	2552.90	AKKARAYIL TRADING COMPANY	A1084/736
361	MTS TRADING COMPANY	GSTIN.32EJHPS	245.100	245.100	1234.00	302453.40	1665.90	3041.20	SOUTH INDIAN GREEN	S1421/74
362	TAS HILL PLANTATIONS	GSTIN.32AACCT	421.000	421.000	1293.00	544353.00	1745.60	5461.00	JDS SPICES	CS/1993/396/2014
363	TAS HILL PLANTATIONS	GSTIN.32AACCT	438.000	438.000	1254.00	549252.00	1692.90	5509.40	PULIMOOTTIL SPICES	10257
364	AMRIN TRADERS	GSTIN.32AGVPH	293.000	293.000	1348.00	394964.00	1819.80	3967.80	SANEX INDIA PRIVATE	CS/10189/470/2014
365	TAS HILL PLANTATIONS	GSTIN.32AACCT	379.200	379.200	1264.00	479308.80	1706.40	4810.20	JDS SPICES	CS/1993/396/2014
366	GEORGE P JACOB	CR.	306.000	306.000	1262.00	386172.00	1703.70	3878.80	VICTORIA CARDAMOM TRADERS	V708/572
367	VARGHESE CHACKO	CR.	310.000	310.000	1257.00	389670.00	1697.00	3913.70	SAKTHI SELVI TRADERS	APLD
368	BAKKIYA LAKSHMI	CR.	278.600	278.600	1218.00	339334.80	1644.30	3409.80	PAMBA ENTERPRISES	APLD

See rules 5(2) and 10(1)(R)

## Auction Report

(Separate report should be furnished for auctioning of cardamom received from (1) Planter (2) Dealer)

Spices Board licence number: MKT-AUC/cs/s1421/000

SEASON: 2018 - 2019

Maximum Price: Rs. 1650.00

Auction No.: 16

Minimum Price: Rs. 892.00

Date of auction: 17/09/2018

Average Price: Rs. 1259.17

Sl. No.	Name and full address of the planter/dealer	Estate Registration #/Board licence#	Qty put for auction	Qty sold (kgs)	Rate Rs./kg	Value (Rs.)	Sample Refund (Rs.)	Commission (Rs.)	Name and full address of bidder	Spices Board licence number
1	2	3	4	5	6	7	8	9	10	11
369	S RAJENDRAN	CR.	208.800	208.800	1212.00	253065.60	1636.20	2547.00	VIGNESH KUMAR SPICES	APLD
370	GEDRGE SEBASTIAN	CR.	182.800	182.800	1239.00	226489.20	1672.70	2281.60	THARANI TRADERS	CS/10185/468/2014
371	DDMMEN KP	CR. 3683/94	228.900	228.900	1350.00	309015.00	1822.50	3108.40	SOUTH INDIAN GREEN	S1421/74
372	VDR SPICES	GSTIN. 32CMBPD	263.000	263.000	1202.00	316126.00	1622.70	3177.50	KING FISHER SPICES	K1027/2004
373	BIJI GEORGE	CR.	308.200	308.200	1295.00	399119.00	1748.30	4008.70	GOLDEN ESTUARY TRADING	APLD
374	VATTAPARAMBIL TWINS	GSTIN. 32BMPPM	333.900	333.900	1203.00	401681.70	1624.10	4033.10	PAMBA ENTERPRISES	APLD
375	VATTAPARAMBIL TWINS	GSTIN. 32BMPPM	334.800	334.800	1207.00	404103.60	1629.50	4057.30	VIGNESH KUMAR SPICES	APLD
376	AJIMDN AK	CR.	190.000	190.000	1241.00	235790.00	1675.40	2374.70	INDIAN SPICES	I315
377	SAJEEV R NAIR	CR.	152.100	152.100	1330.00	202293.00	1795.50	2040.90	MAS ENTERPRISES LTD	M048
378	SOSAMMA MATHAN	CR.	347.100	347.100	1244.00	431792.40	1679.40	4334.70	INDIAN SPICES	I315
379	KAMALA DAKSHNAMDDRTH	CR. 14430/77	248.000	248.000	1241.00	307768.00	1675.40	3094.40	JEYAM SPICES TRADING	APLD
380	N NARMADHA	CR.	280.000	280.000	1207.00	337960.00	1629.50	3395.90	PAMBA ENTERPRISES	APLD
381	TAS HILL PLANTATIDNS	GSTIN. 32AACCT	374.500	374.500	1294.00	484603.00	1746.90	4863.50	SHRI CARDAMM TRADING	CS/S3366/432/2014
382	MATHEW TC	CR.	299.000	299.000	1236.00	369564.00	1668.60	3712.30	PULIMODTIL SPICES	10257
383	SUNNY PU	CR.	195.000	195.000	1289.00	251355.00	1740.20	2531.00	SHRI CARDAMM TRADING	CS/S3366/432/2014
384	BENNY MATHEW	CR.	340.100	340.100	1207.00	410500.70	1629.50	4121.30	PAMBA ENTERPRISES	APLD
385	ANJALI	CR.	380.600	380.600	1244.00	473466.40	1679.40	4751.50	SAMEX INDIA PRIVATE	CS/10189/470/2014
386	ANJALI	CR.	346.100	346.100	1254.00	434009.40	1692.90	4357.00	MAS ENTERPRISES LTD	M048
387	KDCHERA SPICES	GSTIN. 32AEGPK	276.100	276.100	1215.00	335461.50	1640.30	3371.00	VIGNESH KUMAR SPICES	APLD
388	TAS HILL PLANTATIONS	GSTIN. 32AACCT	339.400	339.400	1428.00	484663.20	1927.80	4865.90	MAS ENTERPRISES LTD	M048
389	KANATHIL TRADERS	GSTIN. 32APPPN	387.300	387.300	1295.00	501553.50	1748.30	5033.00	DEEPA SPICES	D311/908
390	KANATHIL TRADERS	GSTIN. 32APPPN	344.900	344.900	1298.00	447680.20	1752.30	4494.30	DEEPA SPICES	D311/908
391	TAS HILL PLANTATIONS	GSTIN. 32AACCT	345.900	345.900	1236.00	427532.40	1668.60	4292.00	SOUTH INDIAN GREEN	S1421/74
392	VATTAPARAMBIL TWINS	GSTIN. 32BMPPM	334.300	334.300	1245.00	416203.50	1680.80	4178.80	THARANI TRADERS	CS/10185/468/2014
393	VATTAPARAMBIL TWINS	GSTIN. 32BMPPM	355.800	355.800	1225.00	435855.00	1653.80	4375.10	SOUTH INDIAN GREEN	S1421/74
394	R MURUGESAN	CR.	405.900	405.900	1413.00	573536.70	1907.60	5754.40	MAS ENTERPRISES LTD	M048
395	TAS HILL PLANTATIDNS	GSTIN. 32AACCT	247.500	247.500	1468.00	363330.00	1981.80	3653.10	LACHUS SPICES	CS/10396/493/2014
396	JOHNSDN	CR.	277.000	277.000	1237.00	342649.00	1670.00	3443.20	THE KERALA CARDAMOM	APLD
397	PARANAYIL TRADERS	GSTIN. 32AAUPD	414.900	414.900	1260.00	522774.00	1701.00	5244.80	BOS NATURAL FLAVDRS PVT	B639
398	PARANAYIL TRADERS	GSTIN. 32AAUPD	449.000	449.000	1263.00	567087.00	1705.10	5687.90	SHRI CARDAMOM TRADING	CS/S3366/432/2014
399	PARANAYIL TRADERS	GSTIN. 32AAUPD	461.800	461.800	1385.00	639593.00	1869.80	6414.60	MAS ENTERPRISES LTD	M048
400	PARANAYIL TRADERS	GSTIN. 32AAUPO	518.300	518.300	1328.00	688302.40	1792.80	6901.00	PALANI MURUGAN SPICES	APLD
401	K RAVIKUMAR	CR.	282.300	282.300	1435.00	405100.50	1937.30	4070.40	SAKTHI MASALA PRIVATE LTD	SH19
402	K RAVIKUMAR	CR.	188.700	188.700	1250.00	235875.00	1687.50	2375.60	SHRI CARDAMOM TRADING	CS/S3366/432/2014
403	TAS HILL PLANTATIDNS	GSTIN. 32AACCT	431.200	431.200	1226.00	528651.20	1655.10	5303.10	VIGNESH KUMAR SPICES	APLD
404	JJ SPICES	GSTIN. 32ALXPJ	428.900	428.900	1236.00	530120.40	1668.60	5317.90	THE KERALA CARDAMOM	APLD
405	JJ SPICES	GSTIN. 32ALXPJ	442.600	442.600	1237.00	547496.20	1670.00	5491.70	JJ SPICES	CS/J961/341/2014
406	A HARIBASKAR	CR.	225.800	225.800	1286.00	290378.80	1736.10	2921.10	MAS ENTERPRISES LTD	M048
407	BASHEER AHAMED	CR.	122.600	122.600	1237.00	151656.20	1670.00	1533.30	SOUTH INDIAN GREEN	S1421/74
408	TAS HILL PLANTATIONS	GSTIN. 32AACCT	330.100	330.100	1226.00	404702.60	1655.10	4063.60	SHRI CARDAMOM TRADING	CS/S3366/432/2014
409	INNOCENT JOHN	CR.	258.300	258.300	1222.00	315642.60	1649.70	3172.90	NIMM EXPDRTS	CS/N825/221/2014
410	YASHIN	CR.	168.700	168.700	1366.00	230444.20	1844.10	2322.90	SAMEK INDIA PRIVATE	CS/10189/470/2014
411	M ZIAUDEEN	CR. 25611/94	506.200	506.200	1234.00	624650.80	1665.90	6263.20	PARAMOUNT TRADING COMPANY	P774/506
412	VISHWAMBARAN	CR.	135.300	135.300	1199.00	162224.70	1618.70	1638.40	THE KERALA CARDAMOM	APLD
413	SS VENKATASAMY	CR.	283.100	283.100	1222.00	345948.20	1649.70	3476.00	AKKARAYIL TRADING COMPANY	A1084/736
414	SHAJI AUGUSTINE	CR.	434.400	434.400	1277.00	554728.80	1724.00	5564.50	THARANI TRADERS	CS/10185/468/2014

## FORM C

see rules 5(2) and 10(1)(R)

## Auction Report

(Separate report should be furnished for auctioning of cardamom received from (1) Planter (2) Dealer)

Spices Board licence number: MKT-AUC/CS/S1421/000

SEASON: 2018 - 2019

Maximum Price: Rs. 1650.00

Auction No.: 16

Minimum Price: Rs. 892.00

Date of auction: 17/09/2018

Average Price: Rs. 1259.17

Sl. No.	Name and full address of the planer/dealer	Estate Regis tration #/Bo ard licence#	Qty put for auction	Qty sold (kgs)	Rate Rs./kg	Value (Rs.)	Sample Refund (Rs.)	Comm ission (Rs.)	Name and full address of bidder	Spices Board licence number
1	2	3	4	5	6	7	8	9	10	11
415	TAS HILL PLANTATIONS	GSTIN.32AACCT	254.600	254.600	1427.00	363314.20	1926.50	3652.40	SAKTHI MASALA PRIVATE LTD	SH19
416	TAS HILL PLANTATIONS	GSTIN.32AACCT	367.200	367.200	1293.00	474789.60	1745.60	4765.40	JAI AGENCIES	CS/1942/309/2014
417	PULIMOOTTIL SPICES	GSTIN.32BZBPG	206.400	206.400	1247.00	257380.80	1683.50	2590.60	PULIMOOTTIL SPICES	10257
418	PULIMOOTTIL SPICES	GSTIN.32BZBPG	237.000	237.000	1228.00	291036.00	1657.80	2926.90	PULIMOOTTIL SPICES	10257
419	THOMAS TOM	CR.	263.500	263.500	1305.00	343867.50	1761.80	3456.30	MAS ENTERPRISES LTD	M048
420	ELSAMMA THOMAS	CR.	286.300	286.300	1227.00	351290.10	1656.50	3529.50	SANEX INDIA PRIVATE	CS/10189/470/2014
421	PA RAJAK	CR.	223.700	223.700	1232.00	275598.40	1663.20	2772.60	VIGNESH KUMAR SPICES	APLD
422	PM SHAFEEK	CR.	315.500	315.500	1321.00	416775.50	1783.40	4185.60	MAS ENTERPRISES LTD	M048
423	VJ MATHAI	CR.1084/05/H1	272.000	272.000	1207.00	328304.00	1629.50	3299.30	KING FISHER SPICES	K1027/2004
424	VJ MATHAI	CR.1084/05/H1	295.500	295.500	1205.00	356077.50	1626.80	3577.00	GOLDEN TRADING COMPANY	G489/603
425	PRASANTH MATHEW	CR.	246.000	246.000	1189.00	292494.00	1605.20	2941.00	PLANTATION FRESH SPICE	P881
426	TAS HILL PLANTATIONS	GSTIN.32AACCT	344.300	344.300	1237.00	425899.10	1670.00	4275.70	SOUTH INDIAN GREEN	S1421/74
427	VATTAPARAMBIL TWINS	GSTIN.32BMPM	333.800	333.800	1238.00	413244.40	1671.30	4149.20	MAS ENTERPRISES LTD	M048
428	VATTAPARAMBIL TWINS	GSTIN.32BMPM	366.900	366.900	1230.00	451287.00	1660.50	4529.50	SOUTH INDIAN GREEN	S1421/74
429	CHANDRA SEKARAN NAIR	CR.	230.000	230.000	1195.00	274850.00	1613.30	2764.60	KANPUR SHIVASANKAR SPICES	APLD
430	T ASDKKUMAR	CR.7287/74	116.500	116.500	1112.00	129548.00	1501.20	1310.50	AKKARAYIL TRADING COMPANY	A2084/736
431	SEENIVASA RAGAVAN	CR.	241.100	241.100	1302.00	313912.20	1757.70	3156.70	VICTORIA CARDAMOM TRADERS	V708/572
432	SHAJI THOMAS	CR.	310.900	310.900	1286.00	399817.40	1736.10	4015.50	SRI SAMY SPICES	APLD
433	JIJDMON TC	CR.	138.700	138.700	1348.00	186967.60	1819.80	1887.90	MAS ENTERPRISES LTD	M048
434	BEENA ANSARY	CR.	467.800	467.800	1228.00	574458.40	1657.80	5761.20	SOUTH INDIAN GREEN	S1421/74
435	DHANALAKSHMI	CR.	260.400	260.400	1282.00	333832.80	1730.70	3355.60	MAS ENTERPRISES LTD	M048
436	V BASKARAN	CR.	165.000	165.000	1192.00	196680.00	1609.20	1982.90	JAI AGENCIES	CS/1942/309/2014
437	GEDRGE THOMAS	CR.	455.200	455.200	1409.00	641376.80	1902.20	6432.80	MAS ENTERPRISES LTD	M048
438	LUCY JOSEPH	CR.	132.500	132.500	1226.00	162445.00	1655.10	1641.00	VIGNESH KUMAR SPICES	APLD
439	JAISON MATHEW	CR.	211.800	211.800	1234.00	261361.20	1665.90	2630.30	SUBHA DHIVYA SPICES	APLD
440	SAJEEV R NAIR	CR.	161.100	161.100	1282.00	206530.20	1730.70	2082.60	JDS SPICES	CS/1993/396/2014
441	JOHNSON	CR.	228.900	228.900	1192.00	272848.80	1609.20	2744.60	PAMBA ENTERPRISES	APLD
442	PARAMAYIL TRADERS	GSTIN.32AAUPO	384.700	384.700	1236.00	475489.20	1668.60	4771.60	PAMBA ENTERPRISES	APLD
443	JAYAKUMAR VV	CR.	390.500	390.500	1206.00	470943.00	1628.10	4725.70	PAMBA ENTERPRISES	APLD
444	N NAGAPRAKASH	CR.	233.700	233.700	1313.00	306848.10	1772.60	3086.20	MAS ENTERPRISES LTD	M048
445	JAYAKUMAR VV	CR.	348.200	348.200	1210.00	421322.00	1633.50	4229.60	PAMBA ENTERPRISES	APLD
446	K UMAMAHESWARI	CR.	360.800	360.800	1436.00	518108.80	1938.60	5200.50	MAS ENTERPRISES LTD	M048
447	JAYAKUMAR VV	CR.	349.900	349.900	1216.00	425478.40	1641.60	4271.20	VIGNESH KUMAR SPICES	APLD
448	LIJD JOSEPH	CR.	257.900	257.900	1377.00	355128.30	1859.00	3569.90	MAS ENTERPRISES LTD	M048
449	LIJD JOSEPH	CR.	256.700	256.700	1408.00	361433.60	1900.80	3633.30	MAS ENTERPRISES LTD	M048
450	K UMAMAHESWARI	CR.	353.900	353.900	1415.00	500768.50	1910.30	5026.80	PR SPICES	CS/P1128/280/2014
451	VATTAPARAMBIL TWINS	GSTIN.32BMPM	279.900	279.900	1204.00	336999.60	1625.40	3386.30	ADHINITHI EXPORTERS	CS/10600/509/2014
452	VATTAPARAMBIL TWINS	GSTIN.32BMPM	287.200	287.200	1204.00	345788.80	1625.40	3474.10	ADHINITHI EXPORTERS	CS/10600/509/2014
453	TAS HILL PLANTATIONS	GSTIN.32AACCT	351.300	351.300	1234.00	433504.20	1665.90	4351.70	JFS EXPORTS	APLD
454	TAS HILL PLANTATIONS	GSTIN.32AACCT	422.200	422.200	1270.00	536194.00	1714.50	5379.10	SOUTH INDIAN GREEN	S1421/74
455	FELIX JOHN	CR.	131.800	131.800	1228.00	161850.40	1657.80	1635.10	SANDIYAA EXPORTS	CS/S1920/65/2014
456	YAZEEN SPICES	GSTIN.32AUFP	219.300	219.300	1208.00	264914.40	1630.80	2665.50	SANDIYA SPICES	CS/S2485/81/2014
457	AJMALKHAN	CR.	255.000	255.000	1210.00	308550.00	1633.50	3101.80	ADHINITHI EXPORTERS	CS/10600/509/2014
458	AJMALKHAN	CR.	301.900	301.900	1206.00	364091.40	1628.10	3657.20	PAMBA ENTERPRISES	APLD
459	PRIYA INNOCENT	CR.	182.000	182.000	1256.00	228592.00	1695.60	2302.90	DEEPA SPICES	D311/908
460	KOTTANAL	CR.	244.000	244.000	1262.00	307928.00	1703.70	3096.30	SHRI CARDAMOM TRADING	CS/S3366/432/2014

See rules 5(2) and 10(1)(R)

## Auction Report

(Separate report should be furnished for auctioning of cardamom received from (1) Planter -(2) Dealer)

Spices Board licence number: MKT-AUC/CS/S1421/000

SEASON: 2018 - 2019

Maximum Price:Rs. 1650.00

Auction No.: 16

Minimum Price:Rs. 892.00

Date of auction: 17/09/2018

Average Price:Rs. 1259.17

Sl. No.	Name and full address of the planer/dealer	Estate Regis tration #/Bo ard licence#	Qty put for auction	Qty sold (kgs)	Rate Rs./kg	Value (Rs.)	Sample Refund (Rs.)	Comm ission (Rs.)	Name and full address of bidder	Spices Board licence number
1	2	3	4	5	6	7	8	9	10	11
461	TAS HILL PLANTATIONS	GSTIN.32AACCT	437.000	437.000	1236.00	540132.00	1668.60	5418.00	PARAMOUNT TRADING COMPANY	P774/506
462	KERALA SPICES MARKET	GSTIN.32ALQPG	351.900	351.900	1206.00	424391.40	1628.10	4260.20	VIGNESH KUMAR SPICES	APLD
463	KERALA SPICES MARKET	GSTIN.32ALQPG	348.800	348.800	1206.00	420652.80	1628.10	4222.80	GOLDEN TRADING COMPANY	G489/603
464	KERALA SPICES MARKET	GSTIN.32ALQPG	396.900	396.900	1205.00	478264.50	1626.80	4798.90	ADHINITHI EXPDRTERS	CS/10600/509/2014
465	AMRIN TRADERS	GSTIN.32AGVPH	281.100	281.100	1204.00	338444.40	1625.40	3400.70	VIGNESH KUMAR SPICES	APLD
466	JOJO GEORGE	CR.	328.100	328.100	1214.00	398313.40	1638.90	3999.50	SANDIYA SPICES	CS/S2485/81/2014
467	JPJ TRADERS	GSTIN.32AZIPA	232.200	232.200	1314.00	305110.80	1773.90	3068.80	KERALA SPICES MARKETING	K1412
468	SUNNY PU	CR.	173.100	173.100	1288.00	222952.80	1738.80	2246.90	MAS ENTERPRISES LTD	M048
469	THOMAS	CR.	217.900	217.900	1252.00	272810.80	1690.20	2745.00	SANOIYAA EXPORTS	CS/S1920/65/2014
470	KANATHIL TRADERS	GSTIN.32APPPN	322.800	322.800	1251.00	403822.80	1688.90	4055.10	MAS ENTERPRISES LTD	M048
471	THOMAS ABRAHAM	CR.	297.800	297.800	1213.00	361231.40	1637.60	3628.70	PJ THOMAS & CO	T045/513
472	KAVITHA	CR.	146.600	146.600	1256.00	184129.60	1695.60	1858.30	EVEREST INTERNATIONAL	E443
473	TAS HILL PLANTATIONS	GSTIN.32AACCT	332.000	332.000	1218.00	404376.00	1644.30	4060.20	SANDIYAA EXPORTS	CS/S1920/65/2014
474	TAS HILL PLANTATIONS	GSTIN.32AACCT	271.100	271.100	1190.00	322609.00	1606.50	3242.20	THE KERALA CARDAMOM	APLD
475	TAS HILL PLANTATIONS	GSTIN.32AACCT	306.600	306.600	1234.00	378344.40	1665.90	3800.10	PJ THOMAS & CO	T045/513
476	KVS TRADERS	GSTIN.32AFBPV	106.400	106.400	1426.00	151726.40	1925.10	1536.50	SANDIYAA EXPORTS	CS/S1920/65/2014
477	TONY DOMINIC	CR.	288.000	288.000	1222.00	351936.00	1649.70	3535.90	AMRIT SPICES	CS/A2623/148/2014
478	TONY DOMINIC	CR.	268.200	268.200	1214.00	325594.80	1638.90	3272.30	AKKARAYIL TRADING COMPANY	A1084/736
479	LOVELY PHERAM	CR.	243.400	243.400	1254.00	305223.60	1692.90	3069.20	EVEREST INTERNATIONAL	E443
480	SIKKANDHAR BASHA	CR.	253.000	253.000	1200.00	303600.00	1620.00	3052.20	PR SPICES	CS/P1128/280/2014
481	VATTAPARAMBIL TWINS	GSTIN.32BMPM	326.400	326.400	1236.00	403430.40	1668.60	4051.00	MAS ENTERPRISES LTD	M048
482	THOMAS MATHEW	CR.	101.000	101.000	1270.00	128270.00	1714.50	1299.80	SYS GNANAVEL COMPANY	APLD
483	MARY MATHAI	GSTIN.32AOPM	309.200	309.200	1198.00	370421.60	1617.30	3720.40	AKKARAYIL SPICES AGENCIES	A027/573
484	TAS HILL PLANTATIONS	GSTIN.32AACCT	320.200	320.200	1184.00	379116.80	1598.40	3807.20	THE KERALA CARDAMOM	APLD
485	TAS HILL PLANTATIONS	GSTIN.32AACCT	214.500	214.500	1222.00	262119.00	1649.70	2637.70	RAGHAV SPICES	CS/R1372/308/2014
486	A KUMAR	CR.	83.000	83.000	1200.00	99600.00	1620.00	1012.20	ADHINITHI EXPORTERS	CS/10600/509/2014
487	SUKU KURUVILLA	CR.22386/92	326.000	326.000	1214.00	395764.00	1638.90	3974.00	SUBHA DHIVYA SPICES	APLD
488	MUTHURAJANGAM	CR.	236.000	236.000	1243.00	293348.00	1678.10	2950.30	JFS EXPORTS	APLD
489	V PANDIYAR	CR.	585.600	585.600	1200.00	702720.00	1620.00	7043.40	AKKARAYIL SPICES AGENCIES	A027/573
490	VIVEK KUMAR	CR.	88.000	88.000	1218.00	107184.00	1644.30	1088.30	THE KERALA CARDAMOM	APLD
491	N VENKATESAN	CR.	88.600	88.600	1337.50	118502.50	1805.60	1203.10	MAS ENTERPRISES LTD	M048
492	N VENKATESAN	CR.	72.700	72.700	1172.00	85204.40	1582.20	867.90	VAYALIL SPICES	V896
493	CV MATHAI	CR.5048/16	408.900	408.900	1212.00	495586.80	1636.20	4972.20	AAA SPICES	10179
494	NADAR SPICES	GSTIN.33AANFN	354.600	354.600	1202.00	426229.20	1622.70	4278.50	KARTHIKEYAN SPICES	APLD
495	THARANI TRADERS	GSTIN.33BIYPA	354.500	354.500	1202.00	426109.00	1622.70	4277.30	AMRIT SPICES	CS/A2623/148/2014
496	VATTAPARAMBIL TWINS	GSTIN.32BMPM	287.800	287.800	1204.00	346511.20	1625.40	3481.40	ADHINITHI EXPDRTERS	CS/10600/509/2014
497	TAS HILL PLANTATIONS	GSTIN.32AACCT	389.100	389.100	1241.00	482873.10	1675.40	4845.50	VS TRADERS	CS/10039/460/2014
498	ELIZABETH JOSEPH	CR.	336.300	336.300	1231.00	413985.30	1661.90	4156.50	PALANI MURUGAN SPICES	APLD
499	JJ SPICES	GSTIN.32ALXPJ	437.600	437.600	1230.00	538248.00	1660.50	5399.10	SANDIYA SPICES	CS/S2485/81/2014
500	JJ SPICES	GSTIN.32ALXPJ	430.200	430.200	1237.00	532157.40	1670.00	5338.30	SOUTH INDIAN GREEN	S1421/74
501	SAFEEK	CR.	84.000	84.000	1160.00	97440.00	1566.00	990.10	JAI AGENCIES	CS/J942/309/2014
502	LIOJ K ABRAHAM	CR.	110.800	110.800	1188.00	131630.40	1603.80	1332.30	KING FISHER SPICES	K1027/2004
503	CHINNAMMA BABY	CR.	55.300	55.300	1215.00	67189.50	1640.30	688.30	VS TRADERS	CS/10039/460/2014
504	TAS HILL PLANTATIONS	GSTIN.32AACCT	290.800	290.800	1247.00	362627.60	1683.50	3643.10	JAI AGENCIES	CS/J942/309/2014
505	TAS HILL PLANTATIONS	GSTIN.32AACCT	288.500	288.500	1330.00	383705.00	1795.50	3855.00	EVEREST INTERNATIONAL	E443
506	TJ JOHNY	CR.1520/05/H1	108.100	108.100	1261.00	136314.10	1702.40	1380.20	JAYA SPICES	CS/J1020/443/2014

## FORM C

See rules 5(2) and 10(1)(R)

## Auction Report

(Separate report should be furnished for auctioning of cardamom received from (1) Planter (2) Dealer)

Spices Board licence number: MKT-AUC/CS/S1421/000

SEASON: 2018 - 2019

Maximum Price: Rs. 1650.00

Auction No.: 16

Minimum Price: Rs. 892.00

Date of auction: 17/09/2018

Average Price: Rs. 1259.17

Sl. No.	Name and full address of the planer/dealer	Estate Registration #/Board licence#	Qty put for auction	Qty sold (kgs)	Rate Rs./kg	Value (Rs.)	Sample Refund (Rs.)	Commission (Rs.)	Name and full address of bidder	Spices Board licence number
1	2	3	4	5	6	7	8	9	10	11
507	KM JOHN	CR.	465.700	465.700	1239.00	577002.30	1672.70	5786.80	SDUTH INDIAN GREEN	S1421/74
508	JOSHY P TOM	CR.	248.700	248.700	1251.00	311123.70	1688.90	3128.10	VICTORIA CARDAMOM TRADERS	V708/572
509	MANOJ PJ	CR.	338.100	338.100	1266.00	428034.60	1709.10	4297.40	VICTORIA CAROAMD TRADERS	V708/572
510	GEORGE THOMAS	CR.	244.200	244.200	1261.00	307936.20	1702.40	3096.40	SHRI CARDAMOM TRADING	CS/53366/432/2014
511	JPJ TRADERS	GSTIN.32AZIPA	217.000	217.000	1379.00	299243.00	1861.70	3011.00	MAS ENTERPRISES LTD	M048
512	KVS TRADERS	GSTIN.32AFBPV	218.900	218.900	1236.00	270560.40	1668.60	2722.30	SANDIYA SPICES	CS/52485/81/2014
513	JPJ TRADERS	GSTIN.32AZIPA	224.700	224.700	1385.00	311209.50	1869.80	3130.80	MAS ENTERPRISES LTD	M048
514	V SAROJA	CR.	197.700	197.700	1198.00	236844.60	1617.30	2384.60	GOLDEN TRADING COMPANY	G489/603
515	KANATHIL TRADERS	GSTIN.32APPPN	339.000	339.000	1344.00	455616.00	1814.40	4574.30	RAGHAV SPICES	CS/R1372/308/2014
516	KANATHIL TRADERS	GSTIN.32APPPN	339.500	339.500	1340.00	454930.00	1809.00	4567.40	SANDIYAA EXPORTS	CS/51920/65/2014
517	KD THOMAS	GSTIN.32ALZPD	245.700	245.700	1216.00	298771.20	1641.60	3004.10	JAI AGENCIES	CS/3942/309/2014
518	MTS TRADING COMPANY	GSTIN.32EJHPS	235.100	235.100	1208.00	284000.80	1630.80	2856.30	SUBHA DHIVYA SPICES	APLD
519	GEORGE KURIAN	CR.581/05/H1	242.400	242.400	1204.00	291849.60	1625.40	2934.80	GOLDEN TRADING COMPANY	G489/603
520	MOUSHAD AU	CR.	185.200	185.200	1222.00	226314.40	1649.70	2279.60	PJ THOMAS & CO	T045/513
521	KRISHNA MOORTHY	CR.	393.000	393.000	1263.00	496359.00	1705.10	4980.60	THARAMI TRADERS	CS/10185/468/2014
522	K SATHISH SUBBURAYAN	CR.	97.700	97.700	1263.00	123395.10	1705.10	1251.00	PRINCE SPICES	APLD
523	TAS HILL PLANTATIONS	GSTIN.32AACCT	332.900	332.900	1271.00	423115.90	1715.90	4248.30	JAI AGENCIES	CS/3942/309/2014
524	GEORGE ANTONY	CR.2923/03/H1	97.400	97.400	1170.00	113958.00	1579.50	1155.40	RCC SPICES	APLD
525	SUBRAMANI	CR.	73.000	73.000	1189.00	86797.00	1605.20	884.00	ARUNA AGENCIES	CS/10638/522/2014
526	THERUVAN PLANTATION	CR.	331.800	331.800	1212.00	402141.60	1636.20	4037.80	KING FISHER SPICES	K1027/2004
527	THERUVAN PLANTATION	CR.	320.100	320.100	1196.00	382839.60	1614.60	3844.50	KING FISHER SPICES	K1027/2004
528	THERUVAN PLANTATION	CR.	327.400	327.400	1205.00	394517.00	1626.80	3961.40	KING FISHER SPICES	K1027/2004
529	KT JOSEPH	GSTIN.32AEMPJ	189.400	189.400	1190.00	225386.00	1606.50	2269.90	PJ THOMAS & CO	T045/513
530	GOPAKUMAR	CR.	262.200	262.200	1206.00	316213.20	1628.10	3178.40	PJ THOMAS & CO	T045/513
531	TAS HILL PLANTATIONS	GSTIN.32AACCT	267.200	267.200	1234.00	329724.80	1665.90	3313.90	JOS SPICES	CS/3993/396/2014
532	TAS HILL PLANTATIONS	GSTIN.32AACCT	276.500	276.500	1252.00	346178.00	1690.20	3478.70	SHRI CARDAMOM TRADING	CS/53366/432/2014
533	TAS HILL PLANTATIONS	GSTIN.32AACCT	368.600	368.600	1271.00	468490.60	1715.90	4702.10	EVEREST INTERNATIONAL	E443
534	A MOHAMMED SALIM	GSTIN.32ACEPJ	179.500	179.500	1202.00	215759.00	1622.70	2173.80	ADHINITHI EXPORTERS	CS/10600/509/2014
535	TAS HILL PLANTATIONS	GSTIN.32AACCT	298.900	298.900	1294.00	386776.60	1746.90	3885.20	MAS ENTERPRISES LTD	M048
536	TAS HILL PLANTATIONS	GSTIN.32AACCT	301.700	301.700	1295.00	390701.50	1748.30	3924.50	EVEREST INTERNATIONAL	E443
537	TAS HILL PLANTATIONS	GSTIN.32AACCT	294.500	294.500	1235.00	363707.50	1667.30	3653.70	SAMEX INDIA PRIVATE	CS/10189/470/2014
538	TAS HILL PLANTATIONS	GSTIN.32AACCT	267.200	267.200	1237.00	330526.40	1670.00	3322.00	LISHA TRADERS	APLO
539	JPJ TRADERS	GSTIN.32AZIPA	226.000	226.000	1190.00	268940.00	1606.50	2705.50	PJ THOMAS & CO	T045/513
540	JPJ TRADERS	GSTIN.32AZIPA	192.900	192.900	1188.00	229165.20	1603.80	2307.70	KANPUR SHIVASANKAR SPICES	APLD
541	A VIJAYA	CR.26431/94	38.200	38.200	1236.00	47215.20	1668.60	488.80	SOUTH INDIAN GREEN	S1421/74
542	A VIJAYA	CR.26431/94	33.900	33.900	1131.00	38340.90	1526.90	398.70	MURUGAN SPICES COMPANY	APLD
543	S HAIRUN NISHA	CR.	37.900	37.900	1176.00	44570.40	1587.60	461.60	KANPUR SHIVASANKAR SPICES	APLD
544	S HAIRUN NISHA	CR.	88.900	88.900	1292.00	114858.80	1744.20	1166.00	SVS GNANAVEL COMPANY	APLD
545	ANIS BEGUM	CR.	201.400	201.400	1253.00	252354.20	1691.60	2540.50	DINESH ISHAN GLOBAL	CS/0768/391/2014
546	ANIS BEGUM	CR.	100.400	100.400	1183.00	118773.20	1597.10	1203.70	VAYALIL SPICES	V896
547	SABHEESH	CR.	243.600	243.600	1253.00	305230.80	1691.60	3069.20	SRI KUMARAN TRADERS	APLD
548	MOHAMED GULAM MOHIDE	CR.	257.000	257.000	1257.00	323049.00	1697.00	3247.50	PJ THOMAS & CO	T045/513
549	BHUVI CARE PVT LTO	CR.	179.600	179.600	1290.00	231684.00	1741.50	2334.30	SOUTH INDIAN GREEN	S1421/74
550	NARAYANARAJ	CR.	63.200	63.200	1220.00	77104.00	1647.00	787.50	JAI AGENCIES	CS/3942/309/2014
551	JOJO M JOSE	CR.	51.300	51.300	1212.00	62175.60	1636.20	638.10	DINESH ISHAN GLOBAL	CS/0768/391/2014
552	N SUNDARAPANDI	CR.	151.600	151.600	1300.00	197080.00	1755.00	1988.40	GOLDEN ESTUARY TRADING	APLD

See rules 5(2) and 10(1)(r)

## Auction Report

(Separate report should be furnished for auctioning of cardamom received from (1) Planter (2) Dealer)

Spices Board licence number:WKT-AUC/CS/s1421/000

SEASON: 2018 - 2019

Maximum Price:Rs. 1650.00

Auction No.: 16

Minimum Price:Rs. 892.00

Date of auction: 17/09/2018

Average Price:Rs. 1259.17

Sl. No.	Name and full address of the planer/dealer	Estate Registration #/Board licence#	Qty put for auction	Qty sold (kgs)	Rate Rs./kg	Value (Rs.)	Sample Refund (Rs.)	Commission (Rs.)	Name and full address of bidder	Spices Board licence number
1	2	3	4	5	6	7	8	9	10	11
553	VV MAOHUPAL	CR.	251.000	251.000	1280.00	321280.00	1728.00	3230.10	SRI KUMARAN TRADERS	APLD
554	MANOJ PJ	CR.	330.300	330.300	1280.00	422784.00	1728.00	4245.10	SOUTH INDIAN GREEN	S1421/74
555	GEORGE THOMAS	CR.	283.200	283.200	1183.00	335025.60	1597.10	3366.20	PJ THOMAS & CO	T045/513
556	TAS HILL PLANTATIONS	GSTIN.32AACCT	239.700	239.700	1200.00	287640.00	1620.00	2892.60	PJ THOMAS & CO	T045/513
557	TAS HILL PLANTATIONS	GSTIN.32AACCT	251.800	251.800	1216.00	306188.80	1641.60	3078.30	KING FISHER SPICES	K1027/2004
558	SHAJI AUGUSTINE	CR.	91.100	91.100	1346.00	122620.60	1817.10	1244.40	EVEREST INTERNATIONAL	E443
559	SAVITHA K NAIR	CR.	159.900	159.900	1257.00	200994.30	1697.00	2026.90	SVS GNANAVEL COMPANY	APLD
560	K RAVIKUMAR	CR.	265.300	265.300	1200.00	318360.00	1620.00	3199.80	KANPUR SHIVASANKAR SPICES	APLO
561	BIJI GEORGE	CR.	239.700	239.700	1262.00	302501.40	1703.70	3042.10	SOUTH INDIAN GREEN	S1421/74
562	ALEYAMMA OOMMEN	CR.1656/09/H1	225.400	225.400	1300.00	293020.00	1755.00	2947.80	SOUTH INDIAN GREEN	S1421/74
563	JAI SY JOHN	CR.	304.500	304.500	1252.00	381234.00	1690.20	3829.20	SANDIYA SPICES	CS/s2485/81/2014
564	MARY MATHAI	GSTIN.32ADMPM	182.300	182.300	1236.00	225322.80	1668.60	2269.90	MAS ENTERPRISES LTD	M048
565	MARY MATHAI	GSTIN.32ADMPM	150.000	150.000	1196.00	179400.00	1614.60	1810.10	DINESH ISHAM GLDBAL	CS/0768/391/2014
566	ANIL KA	CR.	82.400	82.400	1170.00	96408.00	1579.50	979.90	MURUGAN SPICES COMPANY	APLD
567	ANIL KA	CR.	82.700	82.700	1182.00	97751.40	1595.70	993.50	JAI AGENCIES	CS/j942/309/2014
568	AVR TRADERS	GSTIN.32ARCPT	276.800	276.800	1226.00	339356.80	1655.10	3410.10	LISHA TRADERS	APLD
569	AVR TRADERS	GSTIN.32ARCPT	239.100	239.100	1226.00	293136.60	1655.10	2947.90	SANDIYA SPICES	CS/s2485/81/2014
570	AVR TRADERS	GSTIN.32ARCPT	211.600	211.600	1222.00	258575.20	1649.70	2602.20	SHRI CARDAMOM TRADING	CS/s3366/432/2014
571	SKS SPICES	GSTIN.32CQRP5	331.700	331.700	1410.00	467697.00	1903.50	4696.00	SAMEX INDIA PRIVATE	CS/10189/470/2014
572	SKS SPICES	GSTIN.32CQRP5	327.400	327.400	1447.00	473747.80	1953.50	4757.00	SAKTHI MASALA PRIVATE LTD	SH19
573	SKS SPICES	GSTIN.32CQRP5	269.900	269.900	1255.00	338724.50	1694.30	3404.20	RCC SPICES	APLD
574	SKS SPICES	GSTIN.32CQRP5	312.200	312.200	1266.00	395245.20	1709.10	3969.50	RCC SPICES	APLD
575	SKS SPICES	GSTIN.32CQRP5	282.400	282.400	1372.00	387452.80	1852.20	3893.10	SAMEX INDIA PRIVATE	CS/10189/470/2014
576	RENJIN K ABRAHAM	CR.	155.900	155.900	1212.00	188950.80	1636.20	1905.90	DINESH ISHAN GLDBAL	CS/0768/391/2014
577	RANA THOMAS	CR.12660/14/H	192.500	192.500	1240.00	238700.00	1674.00	2403.70	THE KERALA CARDAMOM	APLD
578	R THIRUPATHIRAYAR	CR.	84.700	84.700	1264.00	107060.80	1706.40	1087.70	MAS ENTERPRISES LTD	M048
579	PM JOSE	CR.	201.000	201.000	1230.00	247230.00	1660.50	2488.90	RAJASHIMAM TRADERS	APLD
580	BABUJI	CR.	413.500	413.500	1195.00	494132.50	1613.30	4957.50	PJ THOMAS & CO	T045/513
581	PC MATHEW	CR.	149.400	149.400	1198.00	178981.20	1617.30	1806.00	ARUNA AGENCIES	CS/10638/522/2014
582	PC MATHEW	CR.	84.700	84.700	1218.00	103164.60	1644.30	1048.10	LISHA TRADERS	APLD
583	GREEN LAND SPICES	GSTIN.32BPDGP	400.200	400.200	1209.00	483841.80	1632.20	4854.70	ARUNA AGENCIES	CS/10638/522/2014
584	KOCHERA SPICES	GSTIN.32AEGPK	335.800	335.800	1165.00	391207.00	1572.80	3927.80	AKKARAYIL SPICES AGENCIES	A027/573
585	KOCHERA SPICES	GSTIN.32AEGPK	267.600	267.600	1225.00	327810.00	1653.80	3294.60	RCC SPICES	APLO
586	KANATHIL TRADERS	GSTIN.32APPPN	154.700	154.700	0.00	0.00	0.00	0.00	WITH DRAWN	
587	KANATHIL TRADERS	GSTIN.32APPPN	410.000	410.000	1195.00	489950.00	1613.30	4915.60	KANPUR SHIVASANKAR SPICES	APLD
588	A MOHAMMED SALIM	GSTIN.32ACEPJ	199.800	199.800	1210.00	241758.00	1633.50	2433.90	RAGHAV SPICES	CS/r1372/308/2014
589	A MOHAMMED SALIM	GSTIN.32ACEPJ	172.300	172.300	1215.00	209344.50	1640.30	2109.80	PJ THOMAS & CO	T045/513
590	TAS HILL PLANTATIONS	GSTIN.32AACCT	373.600	373.600	1252.00	467747.20	1690.20	4694.40	PALANI MURUGAN SPICES	APLD
591	SHINS AUGUSTINE	GSTIN.32CPQPS	352.700	352.700	1352.00	476850.40	1825.20	4786.80	SAMEX INDIA PRIVATE	CS/10189/470/2014
592	TAS HILL PLANTATIONS	GSTIN.32AACCT	384.300	384.300	1268.00	487292.40	1711.80	4890.00	JOS SPICES	CS/j993/396/2014
593	TAS HILL PLANTATIONS	GSTIN.32AACCT	306.000	306.000	1224.00	374544.00	1652.40	3762.00	ALIYA SPICES	10268
594	TAS HILL PLANTATIONS	GSTIN.32AACCT	402.000	402.000	1254.00	504108.00	1692.90	5058.00	SANDIYA SPICES	CS/s2485/81/2014
595	SHINS AUGUSTINE	GSTIN.32CPQPS	324.500	324.500	1320.00	428340.00	1782.00	4301.20	SVS GNANAVEL COMPANY	APLD
596	TAS HILL PLANTATIONS	GSTIN.32AACCT	462.800	462.800	1246.00	576648.80	1682.10	5783.30	EVEREST INTERNATIONAL	E443
597	TAS HILL PLANTATIONS	GSTIN.32AACCT	364.700	364.700	1379.00	502921.30	1861.70	5047.80	JOS SPICES	CS/j993/396/2014
598	SUBITH C BABUJI	CR.	407.000	407.000	1216.00	494912.00	1641.60	4965.50	PAMBA ENTERPRISES	APLD



## FORM C

See rules 5(2) and 10(1)(R)

## Auction Report

(Separate report should be furnished for auctioning of cardamom received from (1) Planter (2) Dealer)

Spices Board licence number: MKT-AUC/CS/S1421/000

SEASDN: 2018 - 2019

Maximum Price: Rs. 1650.00

Auction No.: 16

Minimum Price: Rs. 892.00

Date of auction: 17/09/2018

Average Price: Rs. 1259.17

Sl. No.	Name and full address of the planter/dealer	Estate Registration #/Board licence#	Qty put for auction	Qty sold (kgs)	Rate Rs./kg	Value (Rs.)	Sample Refund (Rs.)	Commission (Rs.)	Name and full address of bidder	Spices Board licence number
1	2	3	4	5	6	7	8	9	10	11
599	BABUJI	CR.	387.200	387.200	1194.00	462316.80	1611.90	4639.30	GOLDEN TRADING COMPANY	G489/603
600	ASA TRADERS	GSTIN.32AGHPY	192.300	192.300	1330.00	255759.00	1795.50	2575.50	JAI AGENCIES	CS/3942/309/2014
601	JOSHY P TDM	CR.	290.900	290.900	1238.00	360134.20	1671.30	3618.10	THE KERALA CARDAMOM	APLD
602	TAS HILL PLANTATIONS	GSTIN.32AACCT	281.200	281.200	1204.00	338564.80	1625.40	3401.90	SANDEEP TRADERS	APLD
603	TAS HILL PLANTATIONS	GSTIN.32AACCT	345.500	345.500	1216.00	420128.00	1641.60	4217.70	BEE VEE SPICES	CS/10670/531/2014
604	TAS HILL PLANTATIONS	GSTIN.32AACCT	214.700	214.700	1256.00	269663.20	1695.60	2713.60	JDS SPICES	CS/3993/396/2014
605	TAS HILL PLANTATIONS	GSTIN.32AACCT	244.000	244.000	1255.00	306220.00	1694.30	3079.10	PJ THOMAS & CO	T045/513
606	TAS HILL PLANTATIONS	GSTIN.32AACCT	280.300	280.300	1234.00	345890.20	1665.90	3475.60	SRM TRADERS	CS/10038/459/2014
607	TAS HILL PLANTATIONS	GSTIN.32AACCT	426.500	426.500	1247.00	531845.50	1683.50	5335.30	PJ THOMAS & CO	T045/513
608	N KARUNAKARAN	CR.	51.300	51.300	1122.00	57558.60	1514.70	590.70	AKKARAYIL TRADING COMPANY	A1084/736
609	N KARUNAKARAN	CR.	51.700	51.700	1240.00	64108.00	1674.00	657.80	SVS GNANAVEL COMPANY	APLD
610	PRASANTH MATHEW	CR.	95.000	95.000	1214.00	115330.00	1638.90	1169.70	VIGNESH KUMAR SPICES	APLD
611	SHINS AUGUSTINE	GSTIN.32CPQPS	416.200	416.200	1225.00	509845.00	1653.80	5115.00	BOS NATURAL FLAVORS PVT	B639
612	PULIMOOTTIL SPICES	GSTIN.328ZBPG	336.100	336.100	1222.00	410714.20	1649.70	4123.60	RCC SPICES	APLD
613	VAYALIL SPICES	GSTIN.32AUKPK	314.300	314.300	1202.00	377788.60	1622.70	3794.10	SOUTH INDIAN GREEN	S1421/74
614	VAYALIL SPICES	GSTIN.32AUKPK	278.000	278.000	1211.00	336658.00	1634.90	3382.90	JOHN JACOB AND COMPANY	J714/2026
615	RANJITH	CR.	339.000	339.000	1232.00	417648.00	1663.20	4193.10	SOUTH INDIAN GREEN	S1421/74
616	SHAMLA AZEES	CR.	124.300	124.300	1173.00	145803.90	1583.60	1473.90	VAYALIL SPICES	V896
617	P SELVI	CR.19131/85	37.000	37.000	1266.00	46842.00	1709.10	485.50	SVS GNANAVEL COMPANY	APLD
618	AKKARAYIL TRADING CO	GSTIN.32ADIPA	47.400	47.400	1253.00	59392.20	1691.60	610.80	LISHA TRADERS	APLD
619	GEORGE VARGHESE	CR.	143.800	143.800	1195.00	171841.00	1613.30	1734.50	KANPUR SHIVASANKAR SPICES	APLD
620	VAYALIL SPICES	GSTIN.32AUKPK	245.000	245.000	1064.00	260680.00	1436.40	2621.20	JAI AGENCIES	CS/3942/309/2014
621	KE ZIOHIC	GSTIN.32AAEPZ	352.500	352.500	1270.00	447675.00	1714.50	4493.90	SOUTH INDIAN GREEN	S1421/74
622	PN FASILY	CR.	275.600	275.600	1234.00	340090.40	1665.90	3417.60	SHREE VINAYAKA TRADERS	APLD
623	PN AJMAL	CR.13715/15	193.600	193.600	1252.00	242387.20	1690.20	2440.80	JAYAN TRADERS	APLD
624	SHINS AUGUSTINE	GSTIN.32CPQPS	301.200	301.200	1212.00	365054.40	1636.20	3666.90	PJ THOMAS & CO	T045/513
625	S MANIKAVASAGAM	CR.	139.200	139.200	1114.00	155068.80	1503.90	1565.70	SB BHAGAWAN ANO COMPANY	S1494
626	SUBIN MATHEW	CR.	240.200	240.200	1221.00	293284.20	1648.40	2949.30	GOLDEN TRADING COMPANY	G489/603
627	SUNNY MATHEW	CR.	269.600	269.600	1219.00	328642.40	1645.70	3302.90	RAGHAV SPICES	CS/R1372/308/2014
628	LIJO JOSEPH	CR.	221.900	221.900	0.00	0.00	0.00	0.00	WITH DRAWN	
629	ANNAMMA SCARIA	CR.	183.300	183.300	0.00	0.00	0.00	0.00	WITH DRAWN	
630	CV MATHAI	CR.5048/16	430.600	430.600	1205.00	518873.00	1626.80	5205.00	VASANTH TRADERS	CS/10766/561/2014
631	TAS HILL PLANTATIONS	GSTIN.32AACCT	231.400	231.400	1237.00	286241.80	1670.00	2879.10	SANDEEP TRADERS	APLD
632	TAS HILL PLANTATIONS	GSTIN.32AACCT	267.700	267.700	1204.00	322310.80	1625.40	3239.40	GOLDEN TRADING COMPANY	G489/603
633	JJ SPICES	GSTIN.32ALXPJ	470.500	470.500	1207.00	567893.50	1629.50	5695.20	PJ THOMAS & CO	T045/513
634	JJ SPICES	GSTIN.32ALXPJ	513.800	513.800	1200.00	616560.00	1620.00	6181.80	PJ THOMAS & CO	T045/513
635	JJ SPICES	GSTIN.32ALXPJ	160.700	160.700	1230.00	197661.00	1660.50	1993.20	SANDEEP TRADERS	APLD
636	JJ SPICES	GSTIN.32ALXPJ	240.200	240.200	1175.00	282235.00	1586.30	2838.20	PJ THOMAS & CO	T045/513
637	JJ SPICES	GSTIN.32ALXPJ	290.200	290.200	1191.00	345628.20	1607.90	3472.40	JJ SPICES	CS/3961/341/2014
638	MARY MATHAI	GSTIN.32ADMPM	48.700	48.700	1182.00	57563.40	1595.70	591.60	ARUNA AGENCIES	CS/10638/522/2014
639	MARY MATHAI	GSTIN.32ADMPM	70.200	70.200	1210.00	84942.00	1633.50	865.80	KING FISHER SPICES	K1027/2004
640	MARY MATHAI	GSTIN.32ADMPM	89.500	89.500	1186.00	106147.00	1601.10	1077.50	PJ THOMAS & CO	T045/513
641	AVR TRADERS	GSTIN.32ARCPT	290.800	290.800	1190.00	346052.00	1606.50	3476.60	KING FISHER SPICES	K1027/2004
642	AVR TRADERS	GSTIN.32ARCPT	334.300	334.300	1192.00	398485.60	1609.20	4000.90	VAYALIL SPICES	V896
643	SHALAT P FRANCISE	CR.	233.800	233.800	1162.00	271675.60	1568.70	2732.40	PJ THOMAS & CO	T045/513
644	SHALAT P FRANCISE	CR.	243.900	243.900	1164.00	283899.60	1571.40	2854.70	PJ THOMAS & CO	T045/513

See rules 5(2) and 10(1)(R)

## Auction Report

(Separate report should be furnished for auctioning of cardamom received from (1) Planter (2) Dealer)

Spices Board licence number: MKT-AUC/CS/S1421/000

SEASON: 2018 - 2019

Maximum Price: Rs. 1650.00

Auction No.: 16

Minimum Price: Rs. 892.00

Date of auction: 17/09/2018

Average Price: Rs. 1259.17

Sl. No.	Name and full address of the planer/dealer	Estate Regis tration #/Bo ard licence#	Qty put for auction	Qty sold (kgs)	Rate Rs./kg	Value (Rs.)	Sample Refund (Rs.)	Comm ission (Rs.)	Name and full address of bidder	Spices Board licence number
1	2	3	4	5	6	7	8	9	10	11
645	SHALAT P FRANCISE	CR.	360.400	360.400	1192.00	429596.80	1609.20	4312.10	KOCHERA SPICES	CS/A1384/264/2014
646	SANTHOSH KR	CR.	187.000	187.000	1248.00	233376.00	1684.80	2350.60	VS TRADERS	CS/10039/460/2014
647	JOBIN JOSEPH	CR.	141.300	141.300	1258.00	177755.40	1698.30	1794.50	THARANI TRADERS	CS/10185/468/2014
648	DDMINIC MJ	CR.	195.400	195.400	1255.00	245227.00	1694.30	2469.20	PRINCE SPICES	APLD
649	S SELVAKUMAR	CR.	107.300	107.300	1161.00	124575.30	1567.40	1261.40	KANPUR SHIVASANKAR SPICES	APLD
650	S SELVAKUMAR	CR.	85.200	85.200	1194.00	101728.80	1611.90	1033.40	GOLDEN TRADING COMPANY	G489/603
651	SKS SPICES	GSTIN.32CQRPS	232.600	232.600	1333.00	310055.80	1799.60	3118.60	RCC SPICES	APLO
652	SKS SPICES	GSTIN.32CQRPS	226.500	226.500	1315.00	297847.50	1775.30	2996.20	RCC SPICES	APLD
653	THARANI TRADERS	GSTIN.33BIYPA	243.700	243.700	1204.00	293414.80	1625.40	2950.40	RCC SPICES	APLD
654	R SUDARSANAM	CR.17287/82	230.700	230.700	1226.00	282838.20	1655.10	2844.90	VS TRADERS	CS/10039/460/2014
655	THARANI TRADERS	GSTIN.33BIYPA	289.100	289.100	1214.00	350967.40	1638.90	3526.10	KING FISHER SPICES	K1027/2004
656	TAS HILL PLANTATIONS	GSTIN.32AACCT	207.900	207.900	1232.00	256132.80	1663.20	2578.00	SVS GNANAVEL COMPANY	APLD
657	TAS HILL PLANTATIONS	GSTIN.32AACCT	56.900	56.900	1217.00	69247.30	1643.00	708.90	MURUGAN SPICES COMPANY	APLD
658	SUNNY P JOHN	CR.362/11/H1	106.400	106.400	1251.00	133106.40	1688.90	1348.00	RAJASHIMMAM TRADERS	APLD
659	MTS TRADING COMPANY	GSTIN.32EJHPS	196.600	196.600	1232.00	242211.20	1663.20	2438.70	SVS GNANAVEL COMPANY	APLD
660	NOUSHAD AU	CR.	76.300	76.300	1181.00	90110.30	1594.40	917.00	PJ THOMAS & CO	T045/513
661	SDBHA MANUEL	CR.10928/14/H	439.300	439.300	1247.00	547807.10	1683.50	5494.90	PJ THOMAS & CO	T045/513
662	SOBHA MANUEL	CR.10928/14/H	437.400	437.400	1234.00	539751.60	1665.90	5414.20	SRM TRADERS	CS/10038/459/2014
663	KE ZIDHIC	GSTIN.32AAEPZ	224.500	224.500	1200.00	269400.00	1620.00	2710.20	RCC SPICES	APLD
664	S MANIKAVASAGAM	CR.	154.000	154.000	1004.00	154616.00	1355.40	1559.70	ALBIN TRADERS	CS/A2689/232/2014
665	VAYALIL SPICES	GSTIN.32AUKPK	340.000	340.000	1004.00	341360.00	1355.40	3427.20	MURUGAN SPICES COMPANY	APLD
666	S SEERIN SULTHANA	CR.	155.100	155.100	1267.00	196511.70	1710.50	1982.20	SVS GNANAVEL COMPANY	APLD
667	S HAIRUN NISHA	CR.	107.100	107.100	992.00	106243.20	1339.20	1075.80	AKKARAYIL TRADING COMPANY	A1084/736
668	JAYAKUMAR	CR.	171.100	171.100	1316.00	225167.60	1776.60	2269.40	BOS NATURAL FLAVORS PVT	B639
669	R ARUNKUMAR	CR.	35.600	35.600	1205.00	42898.00	1626.80	445.20	SANDEEP TRADERS	APLO
670	R ARUNKUMAR	CR.	80.900	80.900	1181.00	95542.90	1594.40	971.40	PJ THOMAS & CO	T045/513
671	NADAR SPICES	GSTIN.33AANFN	174.100	174.100	1030.00	179323.00	1390.50	1807.10	AKKARAYIL TRADING COMPANY	A1084/736
672	NADAR SPICES	GSTIN.33AANFN	271.600	271.600	892.00	242267.20	1204.20	2434.70	MURUGAN SPICES COMPANY	APLD
673	JACOB MANI	CR.	108.200	108.200	1321.00	142932.20	1783.40	1447.20	SOUTH INDIAN GREEN	S1421/74
674	MANIKANDAN	CR.	157.500	157.500	1180.00	185850.00	1593.00	1874.40	SANDEEP TRADERS	APLD
675	PALANICHAMY	CR.	39.900	39.900	1225.00	48877.50	1653.80	505.30	SVS GNANAVEL COMPANY	APLD
676	S MANIKAVASAGAM	CR.	105.300	105.300	1002.00	105510.60	1352.70	1068.60	AKKARAYIL TRADING COMPANY	A1084/736
677	PULIMOOTTIL SPICES	GSTIN.32BZBPG	286.600	286.600	1202.00	344493.20	1622.70	3461.20	RCC SPICES	APLD
678	RANA THOMAS	CR.12660/14/H	78.200	78.200	1168.00	91337.60	1576.80	929.10	VAYALIL SPICES	V896
679	KE ZIDHIC	GSTIN.32AAEPZ	40.600	40.600	1121.00	45512.60	1513.40	470.30	BOS NATURAL FLAVORS PVT	B639
680	CAM RIYASUDEEN	CR.23394/13/H	200.300	200.300	1208.00	241962.40	1630.80	2435.90	PJ THOMAS & CO	T045/513
681	MARY MATHAI	GSTIN.32ADMPM	250.500	250.500	1238.00	310119.00	1671.30	3117.90	KOCHERA SPICES	CS/A1384/264/2014
682	MARY MATHAI	GSTIN.32ADMPM	298.600	298.600	1238.00	369666.80	1671.30	3713.40	SANDIYA SPICES	CS/S2485/81/2014
683	MARY MATHAI	GSTIN.32ADMPM	47.600	47.600	1087.00	51741.20	1467.50	532.10	BOS NATURAL FLAVORS PVT	B639
684	M SELVARATHI	CR.3806/15	117.600	117.600	1160.00	136416.00	1566.00	1379.80	PJ THOMAS & CO	T045/513
685	M SELVARATHI	CR.3806/15	27.600	27.600	1216.00	33561.60	1641.60	352.00	MURUGAN SPICES COMPANY	APLD
686	PRINCE SPICES	GSTIN.32BCKPV	230.700	230.700	1171.00	270149.70	1580.90	2717.30	PJ THOMAS & CO	T045/513
687	PRINCE SPICES	GSTIN.32BCKPV	364.700	364.700	1216.00	443475.20	1641.60	4451.20	RCC SPICES	APLD
688	R RAJENDRAN	CR.	181.600	181.600	1174.00	213198.40	1584.90	2147.80	PJ THOMAS & CO	T045/513
689	JK SPICES	GSTIN.32BIMPS	142.200	142.200	1164.00	165520.80	1571.40	1670.90	VAYALIL SPICES	V896
690	ARJUN	CR.	43.700	43.700	1070.00	46759.00	1444.50	482.00	SHREE VAHINI SPICES	APLD

## FORM C

See rules 5(2) and 10(1)(R)

## Auction Report

(Separate report should be furnished for auctioning of cardamom received from (1) Planter (2) Dealer)

Spices Board licence number: MKT-AUC/CS/S1421/000

SEASON: 2018 - 2019

Maximum Price: Rs. 1650.00

Auction No.: 16

Minimum Price: Rs. 892.00

Date of auction: 17/09/2018


Average Price: Rs. 1259.17

S/No.	Name and full address of the planter/dealer	Estate Registration #/Board licence#	Qty put for auction	Qty sold (kgs)	Rate Rs./kg	Value (Rs.)	Sample Refund (Rs.)	Commission (Rs.)	Name and full address of bidder	Spices Board licence number
1	2	3	4	5	6	7	8	9	10	11
691	A RAMYA	CR.	48.200	48.200	1232.00	59382.40	1663.20	610.50	MURUGAN SPICES COMPANY	APLO
692	VDR SPICES	GSTIN.32CMBPD	204.700	204.700	1170.00	239499.00	1579.50	2410.80	VAYALIL SPICES	V896
693	VDR SPICES	GSTIN.32CMBPD	197.200	197.200	1102.00	217314.40	1487.70	2188.00	AKKARAYIL SPICES AGENCIES	A027/573
694	KM VIJAYAN	CR.	185.300	185.300	1174.00	217542.20	1584.90	2191.30	KANPUR SHIVASANKAR SPICES	APLD
695	VS RAMAKRISHNAN	CR.16365/79	56.200	56.200	1236.00	69463.20	1668.60	711.30	VS TRADERS	CS/10039/460/2014
696	THOMAS MATHEW	CR.	193.600	193.600	1178.00	228060.80	1590.30	2296.50	PJ THOMAS & CO	T045/513
697	MARY MATHAI	GSTIN.32ADMPN	129.400	129.400	1306.00	168996.40	1763.10	1707.60	SOUTH INDIAN GREEN	S1421/74
698	ELECTTARIA SPICES	GSTIN.32AMXPA	145.000	145.000	1214.00	176030.00	1638.90	1776.70	PJ THOMAS & CO	T045/513
699	PULIMOOTTIL SPICES	GSTIN.32BZBPG	174.600	174.600	1163.00	203059.80	1570.10	2046.30	VAYALIL SPICES	V896
700	VISHWAMBARAN	CR.	27.800	27.800	1052.00	29245.60	1420.20	306.70	PJ THOMAS & CO	T045/513
701	S MANIKAVASAGAM	CR.	67.200	67.200	1034.00	69484.80	1395.90	708.80	AKKARAYIL TRADING COMPANY	A1084/736
702	RANJITH	CR.	187.600	187.600	1161.00	217803.60	1567.40	2193.70	VAYALIL SPICES	V896
703	RANJITH	CR.	221.800	221.800	1154.00	255957.20	1557.90	2575.20	AKKARAYIL SPICES' AGENCIES	A027/573
704	AKKARAYIL TRADING CO	GSTIN.32ADIPA	247.300	247.300	1018.00	251751.40	1374.30	2531.30	LISHA TRADERS	APLD
705	AKKARAYIL TRADING CO	GSTIN.32ADIPA	57.700	57.700	1025.00	59142.50	1383.80	605.30	AKKARAYIL TRADING COMPANY	A1084/736
706	MATHEW JOSEPH	CR.16389/10/H	109.400	109.400	1232.00	134780.80	1663.20	1364.40	LISHA TRADERS	APLD
707	ABDUL AMEER	CR.	151.900	151.900	1210.50	183874.95	1634.20	1855.10	SRI YOGAGANAPATHI TRADERS	CS/10618/515/2014
708	MANO SANKAR	CR.	57.500	57.500	1289.50	74146.25	1740.80	758.90	SOUTH INDIAN GREEN	S1421/74
709	SV TRADERS	GSTIN.32CWMPM	276.000	276.000	1084.00	299184.00	1463.40	3006.50	RCC SPICES	APLD
710	JOHNSON	CR.	200.000	200.000	1162.00	232400.00	1568.70	2339.70	VAYALIL SPICES	V896
711	PARANAYIL TRADERS	GSTIN.32AAUPO	449.000	449.000	1157.00	519493.00	1562.00	5210.60	VAYALIL SPICES	V896
712	PARANAYIL TRADERS	GSTIN.32AAUPO	433.600	433.600	1199.00	519886.40	1618.70	5215.10	KING FISHER SPICES	K1027/2004
713	JAYAKUMAR VV	CR.	326.100	326.100	1161.00	378602.10	1567.40	3801.70	VAYALIL SPICES	V896
714	MAGGI JOSE	CR.	147.400	147.400	1240.00	182776.00	1674.00	1844.50	SARA PLANTATIONS	S1918
715	SKS SPICES	GSTIN.32CQRPS	403.900	403.900	1204.00	486295.60	1625.40	4879.20	RCC SPICES	APLD
716	SKS SPICES	GSTIN.32CQRPS	194.300	194.300	1102.00	214118.60	1487.70	2156.10	MURUGAN SPICES COMPANY	APLD
717	KVS TRADERS	GSTIN.32AFBPV	335.000	335.000	1273.00	426455.00	1718.60	4281.70	BEE VEE SPICES	CS/10670/531/2014
718	KVS TRADERS	GSTIN.32AFBPV	375.300	375.300	1274.00	478132.20	1719.90	4798.50	RCC SPICES	APLD
719	KVS TRADERS	GSTIN.32AFBPV	215.700	215.700	1440.00	310608.00	1944.00	3125.50	SOUTH INDIAN GREEN	S1421/74

I/we confirm that no discount or commission other than the one per cent commission permitted to me/us by the rules has been accepted by me/us or received from the owners of cardamom sold in the auction and nor have I/we passed on any cardamom or commission to the purchasers.

Place : PAMPUMPARA

Date : 17/09/2018



Signature of the auctioneer