



**FORM - D**  
[See rule 10(1)(1)]  
**(Advance Auction Report)**


|   |  |
|---|--|
| Name and Address of the auctioneer                | SOUTH INDIAN GREEN CARDAMOM COMPANY LTD<br>DOOR NO: III/505A, 505B,<br>PAMPUMPARA - 685 551,<br>PAMPUMPARA PO, IDUKKI DISTRICT, KERALA, CODE: 32 |
| E-Auction Licence No                              | MKT-AUC/CS/S1421/01/2020   |
| (s) Season :                                      | 2022-2023  |
| (t) Auction Number                                | 11   |
| (u) Date of auction                               | 20/06/2022   |
| (v) Place of auction                              | SPICES E-AUCTION CENTER, BODINAYAKKANUR  |
| Quantity carried over from previous auction (kgs) | NIL  |
| (x) Fresh arrivals (kgs)                          | 62,904.400   |
| (y) Total quantity put for auction (kgs)          | 62,904.400   |
| (z) Total quantity sold (kgs)                     | 60,431.900   |
| ((zz)Quantity Not Auctioned (kgs)                 | 988.400  |
| (aa) Quantity withdrawn (kgs)                     | 1,484.100  |
| (bb) Quantity returned to planter (kgs)           | 1,484.100  |
| (cc) Balance with the auctioneer (kgs)            | NIL  |
| (dd) Total value of the sales (Rs)                | ₹5,29,04,418.20  |
| (ee) Maximum price (Rs/kg)                        | ₹1,300.00 / 192.60   |
| (ff) Minimum price (Rs/kg)                        | ₹402.00 / 65.90  |
| (gg) Average price (Rs/kg)                        | ₹875.44  |

**Name of 5 Highest Buyers**

| Sl.No        | Buyer Name                   | Kilos             | Value                  |
|--------------|------------------------------|-------------------|------------------------|
| 1            | SV TRADERS                   | 5,400.100         | 50,41,154.800          |
| 2            | VR EXPORTS                   | 5,345.400         | 55,03,948.400          |
| 3            | MAHESHWARI TRADING CO        | 3,257.000         | 27,49,445.900          |
| 4            | JEYAM SPICES TRADING COMPANY | 2,648.300         | 17,77,944.300          |
| 5            | GOLDEN TRADING COMPANY       | 2,594.200         | 17,18,212.100          |
| <b>TOTAL</b> |                              | <b>19,245.000</b> | <b>1,67,90,705.500</b> |

Place : PAMPUMPARA

Date : 20/06/2022



*M. M. Pandi*

For SIGCC Ltd.  
Authorised Signatory



# South Indian Green Cardamom Company Ltd

PAMPUMPARA - 685 551

## BUYERS STATEMENT

| Inv. No                        | Trader Name              | Address              | kg                | Val                   | GSTIN           | SBL                |
|--------------------------------|--------------------------|----------------------|-------------------|-----------------------|-----------------|--------------------|
| <b>Export Sales:</b>           |                          |                      |                   |                       |                 |                    |
| <b>EXPORTS SALES TOTAL</b>     |                          |                      | <b>0.000</b>      | <b>0.00</b>           |                 |                    |
| <b>Interstate Sales:</b>       |                          |                      |                   |                       |                 |                    |
| I/383                          | KAMAL TRADERS            | MELACHOKKANATHAPURAM | 437.800           | 3,77,821.40           | 33HMKPS1021Q1ZM | CS/10886/528/2020  |
| I/384                          | SRI YOGAGANAPATHI TRADER | BODINAYAKANUR        | 320.000           | 2,97,920.00           | 33AULPB6629D1ZW | CS/10618/557/2020  |
| I/385                          | VISHAKAN TRADERS         | THEVARAM             | 699.900           | 4,89,024.30           | 33EIPPS2586J1ZI | CS/V969/629/2020   |
| I/386                          | AMMAN AGENCIES           | BODINAYAKANUR        | 620.400           | 5,94,632.20           | 33FYVPM3394H1ZQ | CS/DL-106/547/2020 |
| I/387                          | PR SPICES                | BODINAYAKANUR        | 372.200           | 3,63,267.20           | 33AAZFP8954B1ZQ | CS/DL-171/831/2020 |
| I/388                          | ROSHANA SPICES           | CUMBUM               | 632.500           | 5,14,222.00           | 33ABRPV6254B1ZG | CS/R1341/673/2020  |
| I/389                          | NIMM EXPORTS             | THEVARAM             | 264.800           | 2,18,724.80           | 33AAGPI2379J1ZN | CS/11894/530/2020  |
| I/390                          | PERFECT CARDAMOM AND SPI | COONOR               | 1,427.200         | 8,85,233.80           | 33AAECP0434G1ZW | CS/P468/923/2020   |
| I/391                          | PERFECT CARDAMOM AND SPI | COONOR               | 514.100           | 3,44,875.60           | 33AAECP0434G1ZW | CS/P468/923/2020   |
| I/392                          | AAA SPICES               | CUMBUM               | 1,517.600         | 15,69,633.90          | 33BHIPM3226L1ZA | CS/10179/610/2020  |
| I/393                          | NATURAL SPICES           | CUMBUM               | 743.200           | 4,87,500.20           | 33ARCPM8153F2ZW | CS/11798/609/2020  |
| I/394                          | AMRIT SPICES             | CUMBUM               | 1,284.700         | 11,84,252.40          | 33APPPA7133Q1ZJ | CS/A2623/606/2020  |
| I/395                          | JEYAM SPICES TRADING COM | BODINAYAKANUR        | 1,729.100         | 11,53,508.30          | 33ATBPV1180E1ZY | CS/12394/627/2020  |
| I/396                          | JEYAM SPICES TRADING COM | BODINAYAKANUR        | 919.200           | 6,24,436.00           | 33ATBPV1180E1ZY | CS/12394/627/2020  |
| I/397                          | EVEREST INTERNATIONAL    | BODINAYAKANUR        | 308.400           | 2,82,988.80           | 33AAZPB4111C1Z8 | CS/E443/535/2020   |
| I/398                          | SRI RATNA EXPORTS        | BODINAYAKANUR        | 99.000            | 72,963.00             | 33ALIPK1597M1ZO | CS/12015/668/2020  |
| I/399                          | MAHESHWARI TRADING CO    | BODINAYAKANUR        | 1,741.700         | 15,29,691.70          | 33ABQFM9954L1ZD | CS/DL-173/846/2020 |
| I/400                          | MAHESHWARI TRADING CO    | BODINAYAKANUR        | 1,515.300         | 12,19,754.20          | 33ABQFM9954L1ZD | CS/DL-173/846/2020 |
| I/401                          | RP TRADERS               | THEVARAM             | 1,280.400         | 11,16,772.80          | 33BGPPP4214H1ZD | CS/10729/507/2020  |
| I/402                          | SHREE VAAHINI SPICES     | THEVARAM             | 278.100           | 2,28,876.30           | 33DCHPM6729L1Z5 | CS/11886/860/2020  |
| I/403                          | RAGHAV SPICES            | BODINAYAKANUR        | 2,092.600         | 20,70,610.30          | 33ALVPP0480D1Z1 | CS/R1372/830/2020  |
| I/404                          | JAI RUBNI SPICES         | BODINAYAKANUR        | 1,164.300         | 10,51,027.80          | 33AXLPB9451C1ZQ | CS/11893/519/2020  |
| I/405                          | VS TRADERS               | BODINAYAKANUR        | 1,014.700         | 8,67,827.70           | 33CQWPS3315Q1ZY | CS/10039/553/2020  |
| I/406                          | SARA PLANTATIONS         | BODINAYAKANUR        | 537.000           | 4,24,649.60           | 33ABXFS8483R1ZQ | CS/S1918/555/2020  |
| I/407                          | CAPE EVRON EXPORTS       | BODINAYAKANUR        | 676.800           | 7,23,779.20           | 33ASIPG5968K1ZB | CS/C578/509/2020   |
| I/408                          | RADHEY RADHEY ENTERPRISE | BODINAYAKANUR        | 537.400           | 4,54,318.80           | 33DBCPR1034K1ZT | CS/12254/648/2020  |
| I/409                          | KAVISH TRADING COMPANY   | BODINAYAKANUR        | 782.400           | 7,37,817.60           | 33AEBPA9039E1ZO | CS/13355/746/2020  |
| I/410                          | POORNIMA SPICES          | BODINAYAKANUR        | 121.200           | 80,476.80             | 33DKKPP4577G1ZR | CS/10732/516/2020  |
| I/411                          | SOUTH INDIAN GREEN CARDA | CUMBUM               | 300.100           | 2,04,068.00           | 33AAKCS2125H1ZL | CS/S1421/550/2020  |
| I/412                          | SOUTH INDIAN GREEN CARDA | CUMBUM               | 932.600           | 8,53,286.00           | 33AAKCS2125H1ZL | CS/S1421/550/2020  |
| I/413                          | THARANI TRADERS          | BODINAYAKANUR        | 1,774.900         | 15,90,793.00          | 33BIYPA3044D1ZK | CS/10185/809/2020  |
| I/414                          | VR EXPORTS               | BODINAYAKANUR        | 5,345.400         | 55,03,948.40          | 33AFZPS5395G1ZL | CS/V425/845/2020   |
| I/415                          | SVS GNANAVEL COMPANY     | BODINAYAKANUR        | 835.800           | 9,07,564.70           | 33ARCPG5966A1Z6 | CS/12608/515/2020  |
| I/416                          | SRI THIRUPATHI SPICES    | BODINAYAKANUR        | 395.200           | 3,88,086.40           | 33AHTPL3363M1ZT | CS/11891/614/2020  |
| I/417                          | BOSE SPICES CUMBUM       | CUMBUM               | 142.700           | 1,15,016.20           | 33AIQPV6032K2ZQ | CS/10719/797/2020  |
| I/418                          | DKV TRADERS              | BODINAYAKANUR        | 325.200           | 2,53,005.60           | 33AKBPV4480A1ZF | CS/11890/784/2020  |
| <b>INTER-STATE SALES TOTAL</b> |                          |                      | <b>33,683.900</b> | <b>2,97,82,375.00</b> |                 |                    |
| <b>Local Sales:</b>            |                          |                      |                   |                       |                 |                    |
| L/199                          | ALBIN TRADERS            | PATHUMURI            | 563.800           | 6,26,928.80           | 32AVDPJ7393K1ZA | CS/A2689/838/2020  |
| L/200                          | LIMRA TRADING COMPANY    | PAMPUMPARA           | 399.000           | 2,73,714.00           | 32BYWPA9833Q1ZK | CS/12257/1542/2020 |
| L/201                          | LACHUS SPICES            | ODAMEDU              | 1,272.700         | 10,19,090.00          | 32CBCPB1616E1ZL | CS/10396/598/2020  |
| L/202                          | ASA STORES               | KUMILY               | 1,210.100         | 8,39,954.50           | 32ADGPH2424N1ZQ | CS/S2813/707/2020  |




# South Indian Green Cardamom Company Ltd

PAMPUMPARA - 685 551

## BUYERS STATEMENT

| Inv. No                  | Trader Name              | Address              | kg                | Val                    | GSTIN           | SBL                 |
|--------------------------|--------------------------|----------------------|-------------------|------------------------|-----------------|---------------------|
| L/203                    | AKKARAYIL TRADING COMPAN | CHOTTY               | 103.400           | 1,18,599.80            | 32ADIPA9001A1ZJ | CS/A1084/702/2020   |
| L/204                    | GOLDEN TRADING COMPANY   | ADIMALY              | 2,594.200         | 17,18,212.10           | 32AFZPG1466Q1ZQ | CS/G489/804/2020    |
| L/205                    | ROSE SPICES AND FOOD PRO | KANCHIYAR            | 1,324.400         | 12,45,778.20           | 32ASFPJ7569N1Z6 | CS/DL-243/983/2020  |
| L/206                    | JJ SPICES KOCHERA        | KOCHERA              | 369.000           | 3,26,616.00            | 32AZFPJ4005J1ZR | CS/13577/594/2020   |
| L/207                    | SREE GANAPATHI SPICES    | UDUMBANCHOLA         | 410.000           | 4,11,640.00            | 32AORPR8882C1ZF | CS/DL-274/1533/2020 |
| L/208                    | JJ SPICES KOCHERA        | KOCHERA              | 779.200           | 7,02,027.60            | 32AZFPJ4005J1ZR | CS/13577/594/2020   |
| L/209                    | SREE GANAPATHI SPICES    | UDUMBANCHOLA         | 192.600           | 2,50,380.00            | 32AORPR8882C1ZF | CS/DL-274/1533/2020 |
| L/210                    | MAS ENTERPRISES LTD      | AMAYAR               | 651.900           | 6,00,554.20            | 32AABCM4605M1ZM | CS/M048/577/2020    |
| L/211                    | BIYA SPICES              | VELLARAMKUNNU        | 923.500           | 8,66,620.60            | 32AQPBB8722R1ZB | CS/B952/710/2020    |
| L/212                    | BIYA SPICES              | VELLARAMKUNNU        | 293.800           | 2,68,533.20            | 32AQPBB8722R1ZB | CS/B952/710/2020    |
| L/213                    | SIYAS SPICES             | PATHUMURI            | 1,022.200         | 9,23,959.40            | 32ASSPA6100F1ZA | CS/DL-266/1521/2020 |
| L/214                    | MALLINGA SPICES          | VANDANMEDU           | 467.500           | 4,26,028.40            | 32FBXPS2096K1ZR | CS/11903/1550/2020  |
| L/215                    | MTS TRADING COMPANY      | CHAKKUPALLAM         | 411.900           | 2,94,920.40            | 32EJHPS7445M1ZK | CS/M1991/1534/2020  |
| L/216                    | MTS TRADING COMPANY      | CHAKKUPALLAM         | 964.600           | 8,29,092.50            | 32EJHPS7445M1ZK | CS/M1991/1534/2020  |
| L/217                    | RNS SPICES               | KUZHITHOLU           | 536.600           | 4,06,320.30            | 32BDZPJ9906P1ZJ | CS/13343/927/2020   |
| L/218                    | DFL CARDAMOM             | ANAVILASAM           | 253.100           | 2,70,563.90            | 32AWIPM4470E1ZP | CS/D636/813/2020    |
| L/219                    | DFL CARDAMOM             | ANAVILASAM           | 180.200           | 1,77,677.20            | 32AWIPM4470E1ZP | CS/D636/813/2020    |
| L/220                    | A MOHAMMED SALIM         | KUMILY               | 711.500           | 4,44,853.50            | 32ACEPJ2736J1ZT | CS/M179/701/2020    |
| L/221                    | ALLUS CARDAMOM POINT     | VANDANMEDU           | 1,849.700         | 16,26,205.00           | 32AHWPJ1302M1ZB | CS/S1449/982/2020   |
| L/222                    | PULLOLICKAL SPICES       | THINKALKKADUMUNIYARA | 1,038.400         | 8,69,627.60            | 32GFKPS0859L1ZU | CS/P1216/932/2020   |
| L/223                    | A SHIHABUDEEN            | KUMILY               | 640.600           | 4,67,008.20            | 32ACDPJ5363J1ZP | CS/S482/974/2020    |
| L/224                    | GASCO AGENCIES           | KUMILY               | 2,184.000         | 20,75,983.00           | 32DOBPS1331J1Z6 | CS/G900/975/2020    |
| L/225                    | SV TRADERS               | PANICKANKUDY         | 942.600           | 7,62,760.40            | 32CWMPM4597C1ZB | CS/12737/909/2020   |
| L/226                    | SV TRADERS               | PANICKANKUDY         | 1,849.500         | 17,09,717.80           | 32CWMPM4597C1ZB | CS/12737/909/2020   |
| L/227                    | SV TRADERS               | PANICKANKUDY         | 290.900           | 2,24,865.70            | 32CWMPM4597C1ZB | CS/12737/909/2020   |
| L/228                    | SV TRADERS               | PANICKANKUDY         | 2,317.100         | 23,43,810.90           | 32CWMPM4597C1ZB | CS/12737/909/2020   |
| <b>LOCAL SALES TOTAL</b> |                          |                      | <b>26,748.000</b> | <b>2,31,22,043.20</b>  |                 |                     |
| <b>GRAND TOTAL</b>       |                          |                      | <b>60,431.900</b> | <b>₹5,29,04,418.20</b> |                 |                     |



**SOUTH INDIAN GREEN  
CARDAMOM COMPANY LTD,**

*M. N. S. Pandi*

Authorised Signatory



# South Indian Green Cardamom Company Ltd

PAMPUMPARA - 685 551

| LOT | QTY     | LITRE(GM) | RATE     | CARDAMOM COST | TRADE NAME                                |
|-----|---------|-----------|----------|---------------|---|
| 001 | 61.300  | 400       | 620.00   | 38,006.00     | AMRIT SPICES                              |
| 002 | 128.300 | 400       | 628.00   | 80,572.40     | SV TRADERS                                |
| 003 | 186.100 | 400       | 854.00   | 1,58,929.40   | RP TRADERS                                |
| 004 | 93.900  | 400       | 1,143.00 | 1,07,327.70   | RP TRADERS                                |
| 005 | 68.800  | 400       | 890.00   | 61,232.00     | JAI RUBNI SPICES                          |
| 006 | 164.600 | 400       | 654.00   | 1,07,648.40   | RNS SPICES                                |
| 007 | 221.800 | 400       | 624.00   | 1,38,403.20   | RADHEY RADHEY ENTERPRISES                 |
| 008 | 55.300  | 390       | 864.00   | 47,779.20     | RP TRADERS                                |
| 009 | 59.900  | 390       | 879.00   | 52,652.10     | MTS TRADING COMPANY                       |
| 010 | 28.900  | 400       | 901.00   | 26,038.90     | RNS SPICES                                |
| 011 | 103.400 | 400       | 1,147.00 | 1,18,599.80   | AKKARAYIL TRADING COMPANY                 |
| 012 | 94.800  | 400       | 901.00   | 85,414.80     | RNS SPICES                                |
| 013 | 294.600 | 400       | 904.00   | 2,66,318.40   | ROSE SPICES AND FOOD PRODUCTS             |
| 014 | 80.400  | 400       | 757.00   | 60,862.80     | GOLDEN TRADING COMPANY                    |
| 015 | 239.400 | 400       | 0.00     | 0.00          |   |
| 016 | 434.600 | 400       | 472.00   | 2,05,131.20   | NATURAL SPICES                            |
| 017 | 207.600 | 400       | 694.00   | 1,44,074.40   | JEYAM SPICES TRADING COMPANY              |
| 018 | 108.400 | 610       | 825.00   | 89,430.00     | CAPE EVRON EXPORTS                        |
| 019 | 160.400 | 400       | 608.00   | 97,523.20     | GOLDEN TRADING COMPANY                    |
| 020 | 230.700 | 380       | 678.00   | 1,56,414.60   | PERFECT CARDAMOM AND SPICES MARKETING COM |
| 021 | 270.500 | 390       | 662.00   | 1,79,071.00   | GOLDEN TRADING COMPANY                    |
| 022 | 181.200 | 390       | 818.00   | 1,48,221.60   | LACHUS SPICES                             |
| 023 | 161.400 | 400       | 835.00   | 1,34,769.00   | VS TRADERS                                |
| 024 | 93.700  | 400       | 604.00   | 56,594.80     | A MOHAMMED SALIM                          |
| 025 | 248.300 | 400       | 754.00   | 1,87,218.20   | RNS SPICES                                |
| 026 | 49.600  | 400       | 0.00     | 0.00          |   |
| 027 | 301.400 | 400       | 610.00   | 1,83,854.00   | JEYAM SPICES TRADING COMPANY              |
| 028 | 274.000 | 400       | 692.00   | 1,89,608.00   | JEYAM SPICES TRADING COMPANY              |
| 029 | 275.400 | 400       | 726.00   | 1,99,940.40   | LACHUS SPICES                             |
| 030 | 62.100  | 390       | 764.00   | 47,444.40     | GOLDEN TRADING COMPANY                    |
| 031 | 370.100 | 410       | 0.00     | 0.00          |   |
| 032 | 379.700 | 410       | 1,038.00 | 3,94,128.60   | SV TRADERS                                |
| 033 | 419.600 | 410       | 0.00     | 0.00          |   |
| 034 | 329.900 | 400       | 721.00   | 2,37,857.90   | RP TRADERS                                |
| 035 | 265.500 | 410       | 0.00     | 0.00          |   |
| 036 | 150.600 | 410       | 747.00   | 1,12,498.20   | MAHESHWARI TRADING CO                     |
| 037 | 422.400 | 400       | 852.00   | 3,59,884.80   | MAHESHWARI TRADING CO                     |
| 038 | 392.900 | 400       | 744.00   | 2,92,317.60   | MAHESHWARI TRADING CO                     |
| 039 | 305.200 | 410       | 752.00   | 2,29,510.40   | LACHUS SPICES                             |
| 040 | 289.900 | 410       | 748.00   | 2,16,845.20   | ROSHANA SPICES                            |
| 041 | 122.400 | 400       | 0.00     | 0.00          |   |
| 042 | 165.800 | 400       | 0.00     | 0.00          |   |



# South Indian Green Cardamom Company Ltd

PAMPUMPARA - 685 551

| LOT | QTY     | LITRE(GM) | RATE     | CARDAMOM COST | TRADE NAME                                 |
|-----|---------|-----------|----------|---------------|--|
| 043 | 436.200 | 400       | 863.00   | 3,76,440.60   | ROSE SPICES AND FOOD PRODUCTS              |
| 044 | 398.400 | 400       | 944.00   | 3,76,089.60   | KAVISH TRADING COMPANY                     |
| 045 | 384.000 | 400       | 942.00   | 3,61,728.00   | KAVISH TRADING COMPANY                     |
| 046 | 169.200 | 400       | 1,156.00 | 1,95,595.20   | ROSE SPICES AND FOOD PRODUCTS              |
| 047 | 178.200 | 400       | 802.00   | 1,42,916.40   | PULLOLICKAL SPICES                         |
| 048 | 84.400  | 400       | 744.00   | 62,793.60     | MAHESHWARI TRADING CO                      |
| 049 | 302.000 | 400       | 916.00   | 2,76,632.00   | SV TRADERS                                 |
| 050 | 218.000 | 400       | 886.00   | 1,93,148.00   | RP TRADERS                                 |
| 051 | 193.800 | 400       | 918.00   | 1,77,908.40   | JJ SPICES KOCHERA                          |
| 052 | 223.600 | 400       | 884.00   | 1,97,662.40   | SOUTH INDIAN GREEN CARDAMOM COMPANY LIMITE |
| 053 | 219.000 | 400       | 880.00   | 1,92,720.00   | MTS TRADING COMPANY                        |
| 054 | 158.000 | 400       | 1,007.00 | 1,59,106.00   | CAPE EVRON EXPORTS                         |
| 055 | 205.300 | 400       | 1,030.00 | 2,11,459.00   | SVS GNANAVEL COMPANY                       |
| 056 | 361.300 | 400       | 1,003.00 | 3,62,383.90   | VR EXPORTS                                 |
| 057 | 242.000 | 400       | 928.00   | 2,24,576.00   | SIYAS SPICES                               |
| 058 | 140.100 | 400       | 904.00   | 1,26,650.40   | VR EXPORTS                                 |
| 059 | 176.000 | 400       | 866.00   | 1,52,416.00   | VS TRADERS                                 |
| 060 | 334.700 | 400       | 1,011.00 | 3,38,381.70   | SV TRADERS                                 |
| 061 | 242.800 | 400       | 900.00   | 2,18,520.00   | JJ SPICES KOCHERA                          |
| 062 | 342.400 | 400       | 997.00   | 3,41,372.80   | AAA SPICES                                 |
| 063 | 505.000 | 390       | 962.00   | 4,85,810.00   | AMMAN AGENCIES                             |
| 064 | 510.900 | 390       | 864.00   | 4,41,417.60   | LACHUS SPICES                              |
| 065 | 126.000 | 390       | 0.00     | 0.00          |  |
| 066 | 247.000 | 380       | 792.00   | 1,95,624.00   | MAHESHWARI TRADING CO                      |
| 067 | 576.600 | 400       | 914.00   | 5,27,012.40   | AMRIT SPICES                               |
| 068 | 342.600 | 400       | 868.00   | 2,97,376.80   | ROSHANA SPICES                             |
| 069 | 356.700 | 400       | 1,004.00 | 3,58,126.80   | VR EXPORTS                                 |
| 070 | 232.700 | 400       | 1,008.00 | 2,34,561.60   | SV TRADERS                                 |
| 071 | 197.400 | 400       | 932.00   | 1,83,976.80   | EVEREST INTERNATIONAL                      |
| 072 | 213.100 | 400       | 973.00   | 2,07,346.30   | AAA SPICES                                 |
| 073 | 320.000 | 390       | 931.00   | 2,97,920.00   | SRI YOGANAPATHI TRADERS                    |
| 074 | 318.100 | 400       | 894.00   | 2,84,381.40   | THARANI TRADERS                            |
| 075 | 305.900 | 400       | 975.00   | 2,98,252.50   | GASCO AGENCIES                             |
| 076 | 353.800 | 400       | 1,062.00 | 3,75,735.60   | SV TRADERS                                 |
| 077 | 357.000 | 400       | 902.00   | 3,22,014.00   | ALLUS CARDAMOM POINT                       |
| 078 | 424.400 | 400       | 960.00   | 4,07,424.00   | ROSE SPICES AND FOOD PRODUCTS              |
| 079 | 192.600 | 400       | 1,300.00 | 2,50,380.00   | SREE GANAPATHI SPICES                      |
| 080 | 333.800 | 400       | 926.00   | 3,09,098.80   | AAA SPICES                                 |
| 081 | 446.400 | 400       | 940.00   | 4,19,616.00   | RAGHAV SPICES                              |
| 082 | 298.100 | 400       | 852.00   | 2,53,981.20   | SV TRADERS                                 |
| 083 | 381.200 | 400       | 989.00   | 3,77,006.80   | AMRIT SPICES                               |
| 084 | 428.400 | 400       | 971.00   | 4,15,976.40   | JAI RUBNI SPICES                           |



# South Indian Green Cardamom Company Ltd

PAMPUMPARA - 685 551

| LOT | QTY     | LITRE(GM) | RATE     | CARDAMOM COST | TRADE NAME            |
|-----|---------|-----------|----------|---------------|-----------------------|
| 085 | 293.800 | 400       | 914.00   | 2,68,533.20   | BIYA SPICES           |
| 086 | 310.300 | 400       | 952.00   | 2,95,405.60   | GASCO AGENCIES        |
| 087 | 366.500 | 390       | 970.00   | 3,55,505.00   | THARANI TRADERS       |
| 088 | 422.800 | 390       | 991.00   | 4,18,994.80   | BIYA SPICES           |
| 089 | 376.200 | 400       | 896.00   | 3,37,075.20   | PULLOLICKAL SPICES    |
| 090 | 218.000 | 400       | 902.00   | 1,96,636.00   | MAHESHWARI TRADING CO |
| 091 | 509.300 | 400       | 995.00   | 5,06,753.50   | GASCO AGENCIES        |
| 092 | 156.600 | 400       | 894.00   | 1,40,000.40   | MALLINGA SPICES       |
| 093 | 334.200 | 400       | 868.00   | 2,90,085.60   | VS TRADERS            |
| 094 | 291.800 | 400       | 853.00   | 2,48,905.40   | MTS TRADING COMPANY   |
| 095 | 370.900 | 400       | 890.00   | 3,30,101.00   | GASCO AGENCIES        |
| 096 | 427.500 | 400       | 890.00   | 3,80,475.00   | ALLUS CARDAMOM POINT  |
| 097 | 464.400 | 400       | 812.00   | 3,77,092.80   | SV TRADERS            |
| 098 | 535.800 | 400       | 895.00   | 4,79,541.00   | THARANI TRADERS       |
| 099 | 393.400 | 400       | 1,149.00 | 4,52,016.60   | AAA SPICES            |
| 100 | 432.500 | 400       | 1,158.00 | 5,00,835.00   | SV TRADERS            |
| 101 | 394.200 | 510       | 886.00   | 3,49,261.20   | MAHESHWARI TRADING CO |
| 102 | 401.000 | 510       | 872.00   | 3,49,672.00   | MAHESHWARI TRADING CO |
| 103 | 457.500 | 510       | 871.00   | 3,98,482.50   | MAHESHWARI TRADING CO |
| 104 | 489.000 | 510       | 884.00   | 4,32,276.00   | MAHESHWARI TRADING CO |
| 105 | 500.700 | 510       | 894.00   | 4,47,625.80   | BIYA SPICES           |
| 106 | 461.100 | 400       | 944.00   | 4,35,278.40   | GASCO AGENCIES        |
| 107 | 310.900 | 400       | 920.00   | 2,86,028.00   | MALLINGA SPICES       |
| 108 | 389.200 | 400       | 732.00   | 2,84,894.40   | VISHAKAN TRADERS      |
| 109 | 466.100 | 400       | 894.00   | 4,16,693.40   | SIYAS SPICES          |
| 110 | 537.800 | 400       | 933.00   | 5,01,767.40   | SV TRADERS            |
| 111 | 207.400 | 400       | 852.00   | 1,76,704.80   | VS TRADERS            |
| 112 | 357.400 | 400       | 986.00   | 3,52,396.40   | RAGHAV SPICES         |
| 113 | 342.600 | 400       | 892.00   | 3,05,599.20   | JJ SPICES KOCHERA     |
| 114 | 325.200 | 400       | 778.00   | 2,53,005.60   | DKV TRADERS           |
| 115 | 170.600 | 400       | 1,235.00 | 2,10,691.00   | VR EXPORTS            |
| 116 | 372.200 | 400       | 976.00   | 3,63,267.20   | PR SPICES             |
| 117 | 475.000 | 400       | 1,247.00 | 5,92,325.00   | VR EXPORTS            |
| 118 | 285.600 | 400       | 862.00   | 2,46,187.20   | SV TRADERS            |
| 119 | 284.000 | 400       | 1,108.00 | 3,14,672.00   | ALBIN TRADERS         |
| 120 | 279.800 | 400       | 1,116.00 | 3,12,256.80   | ALBIN TRADERS         |
| 121 | 284.700 | 400       | 873.00   | 2,48,543.10   | RP TRADERS            |
| 122 | 340.900 | 400       | 928.00   | 3,16,355.20   | SV TRADERS            |
| 123 | 410.000 | 410       | 1,004.00 | 4,11,640.00   | SREE GANAPATHI SPICES |
| 124 | 395.200 | 410       | 982.00   | 3,88,086.40   | SRI THIRUPATHI SPICES |
| 125 | 410.400 | 420       | 1,158.00 | 4,75,243.20   | CAPE EVRON EXPORTS    |
| 126 | 540.700 | 410       | 1,118.00 | 6,04,502.60   | VR EXPORTS            |



# South Indian Green Cardamom Company Ltd

PAMPUMPARA - 685 551

| LOT | QTY     | LITRE(GM) | RATE     | CARDAMOM COST | TRADE NAME                                 |
|-----|---------|-----------|----------|---------------|--|
| 127 | 315.600 | 420       | 1,001.00 | 3,15,915.60   | RADHEY RADHEY ENTERPRISES                  |
| 128 | 351.700 | 410       | 884.00   | 3,10,902.80   | VR EXPORTS                                 |
| 129 | 390.000 | 420       | 1,243.00 | 4,84,770.00   | VR EXPORTS                                 |
| 130 | 217.500 | 420       | 1,189.00 | 2,58,607.50   | VR EXPORTS                                 |
| 131 | 270.200 | 400       | 900.00   | 2,43,180.00   | VR EXPORTS                                 |
| 132 | 414.000 | 400       | 814.00   | 3,36,996.00   | PULLOLICKAL SPICES                         |
| 133 | 135.700 | 400       | 839.00   | 1,13,852.30   | VS TRADERS                                 |
| 134 | 354.100 | 400       | 887.00   | 3,14,086.70   | VR EXPORTS                                 |
| 135 | 337.600 | 400       | 874.00   | 2,95,062.40   | JAI RUBNI SPICES                           |
| 136 | 437.800 | 400       | 863.00   | 3,77,821.40   | KAMAL TRADERS                              |
| 137 | 164.500 | 400       | 1,082.00 | 1,77,989.00   | RAGHAV SPICES                              |
| 138 | 314.100 | 400       | 900.00   | 2,82,690.00   | SIYAS SPICES                               |
| 139 | 340.300 | 400       | 1,047.00 | 3,56,294.10   | VR EXPORTS                                 |
| 140 | 200.000 | 400       | 1,098.00 | 2,19,600.00   | RAGHAV SPICES                              |
| 141 | 358.800 | 400       | 855.00   | 3,06,774.00   | ALLUS CARDAMOM POINT                       |
| 142 | 265.600 | 400       | 912.00   | 2,42,227.20   | AMRIT SPICES                               |
| 143 | 308.600 | 400       | 915.00   | 2,82,369.00   | NATURAL SPICES                             |
| 144 | 198.800 | 400       | 907.00   | 1,80,311.60   | ALLUS CARDAMOM POINT                       |
| 145 | 256.000 | 400       | 702.00   | 1,79,712.00   | A SHIHABUDEEN                              |
| 146 | 433.400 | 400       | 1,130.00 | 4,89,742.00   | SVS GNANAVEL COMPANY                       |
| 147 | 359.800 | 400       | 906.00   | 3,25,978.80   | SOUTH INDIAN GREEN CARDAMOM COMPANY LIMITE |
| 148 | 226.500 | 400       | 928.00   | 2,10,192.00   | GASCO AGENCIES                             |
| 149 | 196.100 | 400       | 862.00   | 1,69,038.20   | VR EXPORTS                                 |
| 150 | 197.100 | 400       | 1,047.00 | 2,06,363.70   | SVS GNANAVEL COMPANY                       |
| 151 | 343.800 | 410       | 730.00   | 2,50,974.00   | JEYAM SPICES TRADING COMPANY               |
| 152 | 384.600 | 410       | 747.00   | 2,87,296.20   | A SHIHABUDEEN                              |
| 153 | 167.100 | 400       | 878.00   | 1,46,713.80   | THARANI TRADERS                            |
| 154 | 536.900 | 410       | 797.00   | 4,27,909.30   | ASA STORES                                 |
| 155 | 111.000 | 400       | 892.00   | 99,012.00     | EVEREST INTERNATIONAL                      |
| 156 | 115.100 | 400       | 854.00   | 98,295.40     | ALLUS CARDAMOM POINT                       |
| 157 | 159.600 | 420       | 1,156.00 | 1,84,497.60   | VR EXPORTS                                 |
| 158 | 180.300 | 410       | 756.00   | 1,36,306.80   | GOLDEN TRADING COMPANY                     |
| 159 | 378.900 | 400       | 656.00   | 2,48,558.40   | GOLDEN TRADING COMPANY                     |
| 160 | 363.700 | 400       | 664.00   | 2,41,496.80   | GOLDEN TRADING COMPANY                     |
| 161 | 180.200 | 400       | 986.00   | 1,77,677.20   | DFL CARDAMOM                               |
| 162 | 264.800 | 400       | 826.00   | 2,18,724.80   | NIMM EXPORTS                               |
| 163 | 261.200 | 400       | 901.00   | 2,35,341.20   | MAS ENTERPRISES LTD                        |
| 164 | 158.200 | 400       | 868.00   | 1,37,317.60   | JJ SPICES KOCHERA                          |
| 165 | 185.600 | 400       | 937.00   | 1,73,907.20   | THARANI TRADERS                            |
| 166 | 169.400 | 400       | 652.00   | 1,10,448.80   | ASA STORES                                 |
| 167 | 253.100 | 400       | 1,069.00 | 2,70,563.90   | DFL CARDAMOM                               |
| 168 | 152.400 | 400       | 648.00   | 98,755.20     | GOLDEN TRADING COMPANY                     |



# South Indian Green Cardamom Company Ltd

PAMPUMPARA - 685 551

| LOT | QTY     | LITRE(GM) | RATE     | CARDAMOM COST | TRADE NAME                                 |
|-----|---------|-----------|----------|---------------|--|
| 169 | 290.900 | 400       | 773.00   | 2,24,865.70   | SV TRADERS                                 |
| 170 | 392.900 | 400       | 624.00   | 2,45,169.60   | PERFECT CARDAMOM AND SPICES MARKETING COM  |
| 171 | 329.500 | 400       | 846.00   | 2,78,757.00   | JAI RUBNI SPICES                           |
| 172 | 60.700  | 390       | 890.00   | 54,023.00     | MAS ENTERPRISES LTD                        |
| 173 | 393.900 | 400       | 850.00   | 3,34,815.00   | MTS TRADING COMPANY                        |
| 174 | 392.500 | 400       | 862.00   | 3,38,335.00   | ALLUS CARDAMOM POINT                       |
| 175 | 210.200 | 420       | 1,283.00 | 2,69,686.60   | RAGHAV SPICES                              |
| 176 | 341.700 | 400       | 762.00   | 2,60,375.40   | SV TRADERS                                 |
| 177 | 278.100 | 400       | 823.00   | 2,28,876.30   | SHREE VAAHINI SPICES                       |
| 178 | 231.600 | 400       | 728.00   | 1,68,604.80   | RAGHAV SPICES                              |
| 179 | 414.400 | 390       | 610.00   | 2,52,784.00   | ASA STORES                                 |
| 180 | 121.200 | 600       | 664.00   | 80,476.80     | POORNIMA SPICES                            |
| 181 | 283.400 | 390       | 665.00   | 1,88,461.00   | PERFECT CARDAMOM AND SPICES MARKETING COM  |
| 182 | 310.700 | 390       | 657.00   | 2,04,129.90   | VISHAKAN TRADERS                           |
| 183 | 183.400 | 370       | 0.00     | 0.00          |  |
| 184 | 227.800 | 370       | 0.00     | 0.00          |  |
| 185 | 482.500 | 420       | 959.00   | 4,62,717.50   | RAGHAV SPICES                              |
| 186 | 130.600 | 400       | 609.00   | 79,535.40     | GOLDEN TRADING COMPANY                     |
| 187 | 206.100 | 400       | 654.00   | 1,34,789.40   | A MOHAMMED SALIM                           |
| 188 | 190.900 | 400       | 1,087.00 | 2,07,508.30   | VR EXPORTS                                 |
| 189 | 184.700 | 400       | 604.00   | 1,11,558.80   | PERFECT CARDAMOM AND SPICES MARKETING COM  |
| 190 | 237.100 | 400       | 611.00   | 1,44,868.10   | A MOHAMMED SALIM                           |
| 191 | 506.400 | 400       | 1,016.00 | 5,14,502.40   | SV TRADERS                                 |
| 192 | 399.000 | 400       | 686.00   | 2,73,714.00   | LIMRA TRADING COMPANY                      |
| 193 | 384.600 | 400       | 688.00   | 2,64,604.80   | GOLDEN TRADING COMPANY                     |
| 194 | 349.200 | 400       | 944.00   | 3,29,644.80   | SOUTH INDIAN GREEN CARDAMOM COMPANY LIMITE |
| 195 | 218.300 | 400       | 610.00   | 1,33,163.00   | PERFECT CARDAMOM AND SPICES MARKETING COM  |
| 196 | 142.700 | 400       | 806.00   | 1,15,016.20   | BOSE SPICES CUMBUM                         |
| 197 | 234.900 | 400       | 1,106.00 | 2,59,799.40   | AAA SPICES                                 |
| 198 | 302.900 | 400       | 0.00     | 0.00          |  |
| 199 | 262.900 | 400       | 903.00   | 2,37,398.70   | VR EXPORTS                                 |
| 200 | 411.900 | 400       | 716.00   | 2,94,920.40   | MTS TRADING COMPANY                        |
| 201 | 195.600 | 410       | 682.00   | 1,33,399.20   | JEYAM SPICES TRADING COMPANY               |
| 202 | 231.500 | 400       | 788.00   | 1,82,422.00   | VR EXPORTS                                 |
| 203 | 359.500 | 400       | 606.00   | 2,17,857.00   | PERFECT CARDAMOM AND SPICES MARKETING COM  |
| 204 | 330.000 | 400       | 943.00   | 3,11,190.00   | MAS ENTERPRISES LTD                        |
| 205 | 303.800 | 400       | 612.00   | 1,85,925.60   | JEYAM SPICES TRADING COMPANY               |
| 206 | 340.400 | 400       | 980.00   | 3,33,592.00   | SARA PLANTATIONS                           |
| 207 | 210.800 | 400       | 898.00   | 1,89,298.40   | JJ SPICES KOCHERA                          |
| 208 | 115.400 | 400       | 943.00   | 1,08,822.20   | AMMAN AGENCIES                             |
| 209 | 70.000  | 400       | 752.00   | 52,640.00     | PULLOLICKAL SPICES                         |
| 210 | 174.600 | 400       | 622.00   | 1,08,601.20   | A MOHAMMED SALIM                           |





# South Indian Green Cardamom Company Ltd


PAMPUMPARA - 685 551

| LOT | QTY               | LITRE(GM) | RATE     | CARDAMOM COST          | TRADE NAME                                 |
|-----|-------------------|-----------|----------|------------------------|--|
| 211 | 65.900            | 400       | 402.00   | 26,491.80              | SARA PLANTATIONS                           |
| 212 | 285.700           | 400       | 665.00   | 1,89,990.50            | JEYAM SPICES TRADING COMPANY               |
| 213 | 239.000           | 400       | 669.00   | 1,59,891.00            | JEYAM SPICES TRADING COMPANY               |
| 214 | 99.000            | 400       | 737.00   | 72,963.00              | SRI RATNA EXPORTS                          |
| 215 | 300.100           | 400       | 680.00   | 2,04,068.00            | SOUTH INDIAN GREEN CARDAMOM COMPANY LIMITE |
| 216 | 201.800           | 400       | 747.00   | 1,50,744.60            | THARANI TRADERS                            |
| 217 | 336.200           | 400       | 894.00   | 3,00,562.80            | VR EXPORTS                                 |
| 218 | 170.600           | 400       | 851.00   | 1,45,180.60            | SV TRADERS                                 |
| 219 | 130.700           | 380       | 494.00   | 64,565.80              | SARA PLANTATIONS                           |
| 220 | 112.500           | 400       | 1,095.00 | 1,23,187.50            | RP TRADERS                                 |
| 221 | 335.300           | 400       | 611.00   | 2,04,868.30            | GOLDEN TRADING COMPANY                     |
| 222 | 95.000            | 400       | 623.00   | 59,185.00              | GOLDEN TRADING COMPANY                     |
| 223 | 110.200           | 400       | 670.00   | 73,834.00              | JEYAM SPICES TRADING COMPANY               |
| 224 | 387.200           | 400       | 688.00   | 2,66,393.60            | JEYAM SPICES TRADING COMPANY               |
| 225 | 271.800           | 400       | 653.00   | 1,77,485.40            | PERFECT CARDAMOM AND SPICES MARKETING COM  |
| 226 | 89.400            | 400       | 546.00   | 48,812.40              | ASA STORES                                 |
|     | <b>62,904.400</b> |           |          | <b>₹5,29,04,418.20</b> |  |

Place : PAMPUPARA

For SIGCC Ltd

Date : 20/06/2022



*M. Muthu Pandi*

Authorised Signatory



See rules 5(2) and 10(1)(R)

**Auction Report**

(Separate report should be furnished for auctioning of cardamom received from (1) Planter (2) Dealer)

**SEASON: 2022-2023**

Auction License Number : MKT-AUC/CS/S1421/01/2020

Auction No : 11

Date of auction : 20/06/2022

Maximum Price : ₹1,300

Minimum Price : ₹402

Average Price : ₹875

| Name and Full Address of the planter / dealer | CR/GST | Qty (kg) | Qty sold (kgs) | Rate Rs./kg | Value (Rs.) | Sample Refund (Rs.) | Comsn. (Rs.) | Name and full address of bidder | Spices Board licence numt |
|---|--------|----------|----------------|-------------|-------------|---------------------|--------------|---------------------------------|---------------------------|
| 2   | 3      | 4        | 5              | 6           | 7           | 8                   | 9            | 10                              | 11                        |

**Planter Pooling Details:**

|                    |                 |         |         |          |             |          |          |                    |                    |
|--------------------|-----------------|---------|---------|----------|-------------|----------|----------|--------------------|--------------------|
| SAMPLE REFUND      | CR.             | 61.300  | 61.300  | 620.00   | 38,006.00   | 1,767.00 | 397.70   | AMRIT SPICES       | CS/A2623/606/2020  |
| SAMPLE REFUND      | CR.             | 128.300 | 128.300 | 628.00   | 80,572.40   | 1,789.80 | 823.60   | SV TRADERS         | CS/12737/909/2020  |
| SAMPLE REFUND      | CR.             | 186.100 | 186.100 | 854.00   | 1,58,929.40 | 2,433.90 | 1,613.60 | RP TRADERS         | CS/10729/507/2020  |
| SAMPLE REFUND      | CR.             | 93.900  | 93.900  | 1,143.00 | 1,07,327.70 | 3,257.55 | 1,105.90 | RP TRADERS         | CS/10729/507/2020  |
| P GANANATHAN       | CR.             | 68.800  | 68.800  | 890.00   | 61,232.00   | 2,536.50 | 637.70   | JAI RUBNI SPICES   | CS/11893/519/2020  |
| VN MOHANAN         | CR.             | 55.300  | 55.300  | 864.00   | 47,779.20   | 2,462.40 | 502.40   | RP TRADERS         | CS/10729/507/2020  |
| V MUNIYANDI        | CR.             | 59.900  | 59.900  | 879.00   | 52,652.10   | 2,505.15 | 551.60   | MTS TRADING COMPAN | CS/M1991/1534/2020 |
| P VENNILA          | CR.H1-14191/19  | 28.900  | 28.900  | 901.00   | 26,038.90   | 2,567.85 | 286.10   | RNS SPICES         | CS/13343/927/2020  |
| B PERUMALRAJ       | CR.             | 94.800  | 94.800  | 901.00   | 85,414.80   | 2,567.85 | 879.80   | RNS SPICES         | CS/13343/927/2020  |
| V SEKHAR           | CR.             | 80.400  | 80.400  | 757.00   | 60,862.80   | 2,157.45 | 630.20   | GOLDEN TRADING COM | CS/G489/804/2020   |
| MANOJ EK           | CR.             | 239.400 | 0       | 0.00     | 0.00        | 0.00     | 0.00     |                    |                    |
| JINU VIMAL         | CR.             | 434.600 | 434.600 | 472.00   | 2,05,131.20 | 1,345.20 | 2,064.80 | NATURAL SPICES     | CS/11798/609/2020  |
| ANJALI KR          | CR.             | 160.400 | 160.400 | 608.00   | 97,523.20   | 1,732.80 | 992.60   | GOLDEN TRADING COM | CS/G489/804/2020   |
| N SATHISH          | CR.             | 270.500 | 270.500 | 662.00   | 1,79,071.00 | 1,886.70 | 1,809.60 | GOLDEN TRADING COM | CS/G489/804/2020   |
| ANUJA KURIAN       | CR.17817/19/H1  | 181.200 | 181.200 | 818.00   | 1,48,221.60 | 2,331.30 | 1,505.50 | LACHUS SPICES      | CS/10396/598/2020  |
| THOMAS ABRAHAM     | CR.             | 161.400 | 161.400 | 835.00   | 1,34,769.00 | 2,379.75 | 1,371.50 | VS TRADERS         | CS/10039/553/2020  |
| G VINAYAGAMOORTHY  | CR.24960/94     | 93.700  | 93.700  | 604.00   | 56,594.80   | 1,721.40 | 583.20   | A MOHAMMED SALIM   | CS/M179/701/2020   |
| G VINAYAGAMOORTHY  | CR.24960/94     | 248.300 | 248.300 | 754.00   | 1,87,218.20 | 2,148.99 | 1,893.70 | RNS SPICES         | CS/13343/927/2020  |
| S VAIRAVAN         | CR.             | 275.400 | 275.400 | 726.00   | 1,99,940.40 | 2,069.10 | 2,020.10 | LACHUS SPICES      | CS/10396/598/2020  |
| BINU THOMAS        | CR.             | 62.100  | 62.100  | 764.00   | 47,444.40   | 2,177.40 | 496.20   | GOLDEN TRADING COM | CS/G489/804/2020   |
| T DAISY NIRMAL RAN | CR.H1/7049/2020 | 329.900 | 329.900 | 721.00   | 2,37,857.90 | 2,054.85 | 2,399.10 | RP TRADERS         | CS/10729/507/2020  |
| SYAM BABU          | CR.             | 422.400 | 422.400 | 852.00   | 3,59,884.80 | 2,428.20 | 3,623.10 | MAHESHWARI TRADING | CS/DL-173/846/2020 |
| T GUNASEKARAN      | CR.             | 392.900 | 392.900 | 744.00   | 2,92,317.60 | 2,120.40 | 2,944.40 | MAHESHWARI TRADING | CS/DL-173/846/2020 |
| P KUMARESAN        | CR.             | 305.200 | 305.200 | 752.00   | 2,29,510.40 | 2,143.20 | 2,316.50 | LACHUS SPICES      | CS/10396/598/2020  |
| P KUMARESAN        | CR.             | 289.900 | 289.900 | 748.00   | 2,16,845.20 | 2,131.80 | 2,189.80 | ROSHANA SPICES     | CS/R1341/673/2020  |
| MANOJ EK           | CR.             | 122.400 | 0       | 0.00     | 0.00        | 0.00     | 0.00     |                    |                    |
| MANOJ EK           | CR.             | 165.800 | 0       | 0.00     | 0.00        | 0.00     | 0.00     |                    |                    |
| JJU KS             | CR.             | 436.200 | 436.200 | 863.00   | 3,76,440.60 | 2,459.55 | 3,789.00 | ROSE SPICES AND FO | CS/DL-243/983/2020 |
| PK SCARIA          | CR.             | 178.200 | 178.200 | 802.00   | 1,42,916.40 | 2,285.70 | 1,452.00 | PULLOLICKAL SPICES | CS/P1216/932/2020  |
| SHEENAMOL          | CR.             | 84.400  | 84.400  | 744.00   | 62,793.60   | 2,120.40 | 649.10   | MAHESHWARI TRADING | CS/DL-173/846/2020 |
| MR RANI            | CR.             | 218.000 | 218.000 | 886.00   | 1,93,148.00 | 2,525.10 | 1,956.70 | RP TRADERS         | CS/10729/507/2020  |
| Y SATHYA KARTHI    | CR.             | 193.800 | 193.800 | 918.00   | 1,77,908.40 | 2,616.30 | 1,805.20 | JJ SPICES KOCHERA  | CS/13577/594/2020  |
| RETHINAMANI AMMAL  | CR.             | 223.600 | 223.600 | 884.00   | 1,97,662.40 | 2,519.40 | 2,001.80 | SOUTH INDIAN GREEN | CS/S1421/550/2020  |
| U BALAPRANAV SHANT | CR.18146/19/H1  | 219.000 | 219.000 | 880.00   | 1,92,720.00 | 2,508.00 | 1,952.30 | MTS TRADING COMPAN | CS/M1991/1534/2020 |
| R SURESH           | CR.2626/2020/H1 | 361.300 | 361.300 | 1,003.00 | 3,62,383.90 | 2,858.55 | 3,652.40 | VR EXPORTS         | CS/V425/845/2020   |
| T THILIPKUMAR      | CR.             | 140.100 | 140.100 | 904.00   | 1,26,650.40 | 2,576.40 | 1,292.30 | VR EXPORTS         | CS/V425/845/2020   |
| SR MURUGESAN       | CR.             | 176.000 | 176.000 | 866.00   | 1,52,416.00 | 2,468.10 | 1,548.80 | VS TRADERS         | CS/10039/553/2020  |
| T GUNASEKARAN      | CR.             | 334.700 | 334.700 | 1,011.00 | 3,38,381.70 | 2,881.35 | 3,412.60 | SV TRADERS         | CS/12737/909/2020  |
| THOMAS ABRAHAM     | CR.             | 242.800 | 242.800 | 900.00   | 2,18,520.00 | 2,565.00 | 2,210.90 | JJ SPICES KOCHERA  | CS/13577/594/2020  |
| PC JOSEPH          | CR.             | 342.400 | 342.400 | 997.00   | 3,41,372.80 | 2,841.45 | 3,442.10 | AAA SPICES         | CS/10179/610/2020  |
| MANUEL EMMANUEL    | CR.             | 505.000 | 505.000 | 962.00   | 4,85,810.00 | 2,741.70 | 4,885.50 | AMMAN AGENCIES     | CS/DL-106/547/2020 |
| MANUEL EMMANUEL    | CR.             | 510.900 | 510.900 | 864.00   | 4,41,417.60 | 2,462.40 | 4,438.80 | LACHUS SPICES      | CS/10396/598/2020  |



See rules 5(2) and 10(1)(R)

**Auction Report**

(Separate report should be furnished for auctioning of cardamom received from (1) Planter (2) Dealer)

**SEASON: 2022-2023**

Auction License Number : MKT-AUC/CS/S1421/01/2020

Auction No : 11

Date of auction : 20/06/2022

Maximum Price : ₹1,300

Minimum Price : ₹402

Average Price : ₹875

| Name and Full Address of the planter / dealer | CR/GST           | Qty (kg) | Qty sold (kgs) | Rate Rs./kg | Value (Rs.) | Samp Refund (Rs.) | Comsn. (Rs.) | Name and full address of bidder | Spices Board licence numt |
|---|------------------|----------|----------------|-------------|-------------|-------------------|--------------|---------------------------------|---------------------------|
| 2   | 3                | 4        | 5              | 6           | 7           | 8                 | 9            | 10                              | 11                        |
| KA GEORGE                                     | CR.              | 126.000  | 0              | 0.00        | 0.00        | 0.00              | 0.00         | WITHDRAWN                       |                           |
| BABU GEORGE                                   | CR.              | 576.600  | 576.600        | 914.00      | 5,27,012.40 | 2,604.99          | 5,296.20     | AMRIT SPICES                    | CS/A2623/606/2020         |
| R SURESH                                      | CR.2626/2020/H1  | 356.700  | 356.700        | 1,004.00    | 3,58,126.80 | 2,861.49          | 3,609.90     | VR EXPORTS                      | CS/V425/845/2020          |
| ANEESH TA                                     | CR.H1-647/2020   | 232.700  | 232.700        | 1,008.00    | 2,34,561.60 | 2,872.89          | 2,374.30     | SV TRADERS                      | CS/12737/909/2020         |
| S SRINIVASAGAN                                | CR.14899/19/H1   | 197.400  | 197.400        | 932.00      | 1,83,976.80 | 2,656.29          | 1,866.30     | EVEREST INTERNATIO              | CS/E443/535/2020          |
| VN MOHANAN                                    | CR.              | 213.100  | 213.100        | 973.00      | 2,07,346.30 | 2,773.05          | 2,101.20     | AAA SPICES                      | CS/10179/610/2020         |
| SIVAN EG                                      | CR.20510/2019/H1 | 320.000  | 320.000        | 931.00      | 2,97,920.00 | 2,653.35          | 3,005.70     | SRI YOGAGANAPATHI               | CS/10618/557/2020         |
| SUNNY FRANCIS                                 | CR.              | 353.800  | 353.800        | 1,062.00    | 3,75,735.60 | 3,026.79          | 3,787.60     | SV TRADERS                      | CS/12737/909/2020         |
| KS JOHN                                       | CR.19088/19/H1   | 357.000  | 357.000        | 902.00      | 3,22,014.00 | 2,570.79          | 3,245.80     | ALLUS CARDAMOM POI              | CS/S1449/982/2020         |
| B SHAJITHA FATHIMA                            | CRA9-700/19      | 446.400  | 446.400        | 940.00      | 4,19,616.00 | 2,679.09          | 4,223.00     | RAGHAV SPICES                   | CS/R1372/830/2020         |
| JJU KS  | CR.              | 381.200  | 381.200        | 989.00      | 3,77,006.80 | 2,818.65          | 3,798.30     | AMRIT SPICES                    | CS/A2623/606/2020         |
| JJU KS  | CR.              | 428.400  | 428.400        | 971.00      | 4,15,976.40 | 2,767.35          | 4,187.40     | JAI RUBNI SPICES                | CS/11893/519/2020         |
| S VAIRAVAN                                    | CR.              | 293.800  | 293.800        | 914.00      | 2,68,533.20 | 2,604.99          | 2,711.40     | BIYA SPICES                     | CS/B952/710/2020          |
| KM DURAIRAJ                                   | CR.16820/19/H1   | 310.300  | 310.300        | 952.00      | 2,95,405.60 | 2,713.29          | 2,981.20     | GASCO AGENCIES                  | CS/G900/975/2020          |
| RV ARUNPRASAD                                 | CR.14888/19/H1   | 366.500  | 366.500        | 970.00      | 3,55,505.00 | 2,764.59          | 3,582.70     | THARANI TRADERS                 | CS/10185/809/2020         |
| RV ARUNPRASAD                                 | CR.14888/19/H1   | 422.800  | 422.800        | 991.00      | 4,18,994.80 | 2,824.35          | 4,218.20     | BIYA SPICES                     | CS/B952/710/2020          |
| M AMALESH KANNAN                              | CR.14531/14/H1   | 376.200  | 376.200        | 896.00      | 3,37,075.20 | 2,553.69          | 3,396.30     | PULLOLICKAL SPICES              | CS/P1216/932/2020         |
| G SAMBATHKUMAR                                | CR.              | 218.000  | 218.000        | 902.00      | 1,96,636.00 | 2,570.79          | 1,992.10     | MAHESHWARI TRADING              | CS/DL-173/846/2020        |
| M NARAYANAKUMAR                               | CRA9/3104/2021   | 509.300  | 509.300        | 995.00      | 5,06,753.50 | 2,835.75          | 5,095.90     | GASCO AGENCIES                  | CS/G900/975/2020          |
| J SOUNDRASEKARAN                              | CR.              | 156.600  | 156.600        | 894.00      | 1,40,000.40 | 2,547.99          | 1,425.50     | MALUNGA SPICES                  | CS/11903/1550/2020        |
| RINCE JOSEPH                                  | CR.              | 393.400  | 393.400        | 1,149.00    | 4,52,016.60 | 3,274.65          | 4,552.90     | AAA SPICES                      | CS/10179/610/2020         |
| RINCE JOSEPH                                  | CR.              | 432.500  | 432.500        | 1,158.00    | 5,00,835.00 | 3,300.39          | 5,041.40     | SV TRADERS                      | CS/12737/909/2020         |
| SHIBU MANUEL                                  | CR.21375/89      | 394.200  | 394.200        | 886.00      | 3,49,261.20 | 2,525.19          | 3,517.90     | MAHESHWARI TRADING              | CS/DL-173/846/2020        |
| SHIBU MANUEL                                  | CR.21375/89      | 401.000  | 401.000        | 872.00      | 3,49,672.00 | 2,485.29          | 3,521.60     | MAHESHWARI TRADING              | CS/DL-173/846/2020        |
| SHIBU MANUEL                                  | CR.21375/89      | 457.500  | 457.500        | 871.00      | 3,98,482.50 | 2,482.35          | 4,009.60     | MAHESHWARI TRADING              | CS/DL-173/846/2020        |
| SHIBU MANUEL                                  | CR.21375/89      | 489.000  | 489.000        | 884.00      | 4,32,276.00 | 2,519.49          | 4,348.00     | MAHESHWARI TRADING              | CS/DL-173/846/2020        |
| SHIBU MANUEL                                  | CR.21375/89      | 500.700  | 500.700        | 894.00      | 4,47,625.80 | 2,547.99          | 4,501.70     | BIYA SPICES                     | CS/B952/710/2020          |
| BINA MATHEW KALARI                            | CR.125/05/H1     | 466.100  | 466.100        | 894.00      | 4,16,693.40 | 2,547.99          | 4,192.40     | SIYAS SPICES                    | CS/DL-266/1521/202        |
| ANNA MARY MATHEW                              | CR.126/05/H1     | 537.800  | 537.800        | 933.00      | 5,01,767.40 | 2,659.05          | 5,044.30     | SV TRADERS                      | CS/12737/909/2020         |
| S VASAKAR                                     | CR.              | 207.400  | 207.400        | 852.00      | 1,76,704.80 | 2,428.29          | 1,791.30     | VS TRADERS                      | CS/10039/553/2020         |
| V SIVAKUMAR                                   | CR.              | 357.400  | 357.400        | 986.00      | 3,52,396.40 | 2,810.19          | 3,552.10     | RAGHAV SPICES                   | CS/R1372/830/2020         |
| VARGHESE FRANCIS                              | CR.              | 342.600  | 342.600        | 892.00      | 3,05,599.20 | 2,542.29          | 3,081.40     | JJ SPICES KOCHERA               | CS/13577/594/2020         |
| TIMMICHEN                                     | CR.              | 372.200  | 372.200        | 976.00      | 3,63,267.20 | 2,781.69          | 3,660.50     | PR SPICES                       | CS/DL-171/831/2020        |
| KR CHANDRA SEKARAN                            | CR.              | 284.000  | 284.000        | 1,108.00    | 3,14,672.00 | 3,157.89          | 3,178.30     | ALBIN TRADERS                   | CS/A2689/838/2020         |
| C MANINEGALAI                                 | CR.              | 279.800  | 279.800        | 1,116.00    | 3,12,256.80 | 3,180.69          | 3,154.40     | ALBIN TRADERS                   | CS/A2689/838/2020         |
| K ALWAR                                       | CR.12044/12/H1   | 284.700  | 284.700        | 873.00      | 2,48,543.10 | 2,488.05          | 2,510.30     | RP TRADERS                      | CS/10729/507/2020         |
| TK MURUGESAN                                  | CR.23625/94      | 340.900  | 340.900        | 928.00      | 3,16,355.20 | 2,644.89          | 3,190.00     | SV TRADERS                      | CS/12737/909/2020         |
| SHERIN BABY                                   | CR.              | 315.600  | 315.600        | 1,001.00    | 3,15,915.60 | 2,852.85          | 3,187.70     | RADHEY RADHEY ENTE              | CS/12254/648/2020         |
| AK SHAJAHAN                                   | CR.              | 351.700  | 351.700        | 884.00      | 3,10,902.80 | 2,519.49          | 3,134.20     | VR EXPORTS                      | CS/V425/845/2020          |
| SHERIN BABY                                   | CR.              | 390.000  | 390.000        | 1,243.00    | 4,84,770.00 | 3,542.55          | 4,883.10     | VR EXPORTS                      | CS/V425/845/2020          |
| SYAM BABU                                     | CR.              | 217.500  | 217.500        | 1,189.00    | 2,58,607.50 | 3,388.65          | 2,620.00     | VR EXPORTS                      | CS/V425/845/2020          |
| SANTHOSH VS                                   | CR.              | 270.200  | 270.200        | 900.00      | 2,43,180.00 | 2,565.09          | 2,457.50     | VR EXPORTS                      | CS/V425/845/2020          |